

Parents' Guide to Primary Education in Shropshire

2026/27

Closing Date:

PRIMARY applications ●●●● 15 January 2026



Appeals

In-Year Appeals: heard throughout the academic year

Transfer to Secondary Appeals: heard May – July 2026



Contents Page

| | |
|--|-----|
| Introduction | 3 |
| Primary School Introduction | 4 |
| Primary School Details and Oversubscription Criteria..... | 6 |
| How to Make an Application for Primary and Junior Transfer..... | 140 |
| Equal Preference Scheme | 144 |
| Admissions Flow Chart – Primary and Junior Transfer | 145 |
| Applying Out of Area | 146 |
| In Year Application | 147 |
| In Year Flow Chart | 148 |
| Frequently Asked Questions | 151 |
| Special Educational Needs | 157 |
| School Travel and Transport | 158 |
| Free School Meals, Charging & Remissions, Public Examinations, Independent Schools | 161 |
| Out of County Local Authorities..... | 161 |
| Leave of Absence Guidelines..... | 163 |
| School Term and Holiday Dates 2026/27..... | 164 |

Introduction

Shropshire Council wants all children and young people to be happy, healthy and reach their full potential, supported by their families, friends and the wider community.

Shropshire Council provides and commissions a range of services to support children and young people's development at every stage, from their early years through to preparing them for school, further and higher education, vocational training, or work.

We are committed to helping all children and young people to access good or better education provision and achieve their best. We want every child and young person to achieve their potential.

The Shropshire Plan includes the following priorities:

Under the Healthy People priorities: "We are committed to provide early support and interventions that reduce risk and enable children and young people and their families to achieve their full potential and enjoy life".

Under the Healthy Economy priorities: "We will provide access to lifelong learning, supporting people and our communities to prosper and through providing the right skills".

Shropshire Council promotes equal opportunities and positive race relations throughout all its primary and secondary schools

This booklet provides parents with the basic information they need to access primary education and support for Special Needs. We advise that you read it carefully before making an application for a school. Applications can be made online. You may need to refer to this booklet even after you have made your application, as it contains other important information about admissions, transport, and other matters.

Every state-funded primary school in Shropshire Council's area is listed in this booklet, along with the address, telephone number, headteacher's name, age range, number of pupils on roll, the maximum number of pupils the school can take in September 2026, and whether the school had more applications than places available in 2025. This may help you to assess the possibility of receiving an offer at your preferred school. All Shropshire Council schools are co-educational and those with a religious character are indicated.

For more information you can contact the Admissions Team at Shropshire Council. They will be pleased to give you help or advice. Please see below for the contact details:

Children's Services - Learning & Skills

Admissions Team

Shropshire Council, The Guildhall,
Frankwell, Shrewsbury, SY3 8HQ

Email: school-admissions@shropshire.gov.uk

Website: www.shropshire.gov.uk/schooladmissions

Primary Schools

How does the school system in Shropshire operate?

The law requires that children attend school from the prescribed day of or following their fifth birthday. (The prescribed days are 31 December, 31 March and 31 August.) Children can attend primary education from the September following their fourth birthday. Primary schools cater for children from Reception to Year 6 inclusive. There are some infant schools catering for children from Reception to Year 2 inclusive and then junior schools catering for children from Year 3 to Year 6 inclusive.

Parents/carers must apply for a school place at each stage of their child's education.

In other words, you first have to apply for a place at either an infant school or at a primary school. If your child goes to an infant school, you will need to make another application to a junior school or to a primary school when your child is in Year 2. Most parents will need to make a further application when their child is in Year 6 for transfer to secondary school.

What can you tell me about Shropshire Primary Schools?

All local authority-maintained schools for primary aged children provide a broad and balanced age-appropriate curriculum and range of educational opportunities which promote the spiritual, moral, social, cultural and physical development of children, in line with the Government's requirements.

Schools are also free to include subjects or topics of their choice in planning and designing their education programme. They also offer additional opportunities through a range of activities which happen outside normal lesson times, such as visits to places of interest and clubs for different activities including sports.

All schools must publish online their school curriculum by subject and academic year. Academies do not have to follow the National Curriculum but are expected to offer a broad and balanced curriculum.

Please read on for more information on how to apply for a place at a primary school.

Children in Reception and Nursery classes follow the Early Years Foundation Stage curriculum. This includes communication and language; physical development; personal, social, and emotional development; literacy; mathematics; understanding the world; and expressive arts and design.



The school in St Martin's, near Oswestry is an all-through primary and secondary school. Parents/carers apply for a school place in Reception and do not need to make a further application to transfer into the secondary department unless they wish to apply for a different school.

However, parents/carers whose children have attended other local primary schools, who want a place in the secondary phase of the all-through school, will need to apply when their children are in Year 6.

Primary Schools

When can my child start school?

Children can attend primary education from the September following their fourth birthday. The law requires that children attend school from the prescribed day of or following their fifth birthday. (The prescribed days are 31 December, 31 March and 31 August).

Shropshire Council does not offer the option for a child to start primary school before they are eligible.

Parents of a 4-year-old child can request that their child delays starting school until later in the school year if the child has not reached compulsory school age. In order to assist schools in making the necessary staffing arrangements, **parents wanting their child to start school later in the school year are asked to inform the school as soon as they have been allocated a place.**

Parents can also request that their child attends school part-time until the child is of compulsory school age, and/or choose a place at a nursery or other early learning setting if they would prefer. **Any parent considering part-time attendance for their child is urged to discuss this with the headteacher as soon as a place is allocated.**

Parents who opt to delay entry until the spring or summer term will **not** lose the Reception place which has already been allocated through the application process.

Many parents will be happy for their child to start school in the autumn term, but a small number of parents may have concerns that their child will be too young for mainstream school. Children born between 1 April to 31 August, known as 'summer born children', do not need to start school until the September after their fifth birthday, a year after they could have started school. **Most summer born children start at age 4 with no issues.**

However, where a child's fifth birthday falls in the summer and parents wish to defer entry to the Autumn Term 2025, the child will start school in Year 1, not Reception, **if a deferral has not been agreed.** Applications for a Year 1 place would only be considered after the May half-term 2025, by which time there might not be any places available in the year group.

Parents of summer born children have two options if they feel their child is not ready to start Reception with their natural cohort:

Option 1 - Delayed Start

Parents of a summer born child who does start school aged 4 can, if they wish, in agreement with the allocated school, start a pattern of part time attendance or a deferred start until later in that school year.

This will require parents to apply on-time (by 15 January) using the application process provided by Shropshire Council. Once places are allocated on 16 April, the parent can contact the appropriate Headteacher to discuss the delayed start.

Children with special educational needs or a disability

Option 2 - Defer for a full year

If a parent wishes their summer born child to start school aged 5 and wants them to start school in reception (not year 1), they need to make a request to the school's admission authority. This is called requesting admission out of the normal age group, because children born from 1 September in one year to 31 August the following year, are normally educated together in one year group. (See page 6 for further details)

Having special educational needs and disabilities (SEND) does not necessarily mean a child should delay starting school. It may be better for them to start school before compulsory school age so they can access the support available there.

All teachers are trained to support all children to succeed, including those with SEND. Every mainstream school must have a special educational needs coordinator (SENCo) - a qualified teacher with an additional SEND qualification.

If a parent is worried about their child starting school because of their SEND, they can speak to their health visitor or to the headteacher or SENCo at the school they would like their child to go to.

Applications for a Different Cohort

Parents may seek a place for their child outside their normal year group with a different cohort, although children must have started school when they reach compulsory school age.

Defer Reception/ Junior/ Start

Requests to defer starting Reception, early/deferred transfer from Primary to Secondary or Infant to Junior school, must be made to the admissions team at the same time as the application for a school place.

Applications and early/deferral requests must be made by the closing date (15 January for primary and junior).

Following a request to formally defer their child, parents will be sent a form for completion. Shropshire Council will request information from the current nursery provision, which will need to be completed and returned along with any assessments, to The School Admissions Team for processing.

Deferral requests ideally need to be submitted no later than the deadlines for the respective transfer group (15 January for Reception/ Junior). We do appreciate that in extenuating circumstances, submitting such a request before the closing date does present a challenge. Should this occur, the team will do their best to process an application prior to the end of the academic year, though there is no guarantee of this.

Parents may submit documentation in support of their request and information may be provided by the current educational or early years setting. The view(s) of the school(s) applied for will also be gathered. Consideration will be given to exceptional circumstances in a child's development, medical history, and premature birth, if applicable. Very exceptionally, an assessment by an Educational Psychologist may be appropriate. When all the information is collated, the request will be considered by the admission authority. In some cases, the school will be the admission authority but if not, a senior manager from Shropshire Council will make a decision on the recommendation of a senior education adviser. The decision will be made on the individual circumstances of the case and whether it is in the child's best interests to join a different cohort.

If a deferred entry or transfer is approved, the school place application will be withdrawn, and parents will need to re-apply the following year.

An agreed deferral does not guarantee a place at a school the following year; a fresh application must be made and considered on oversubscription criteria along with all the other applications received for the following year.

Summer born child who defer for a year, will reach school leaving age at the end of year 10, rather than year 11. The school will not ask them to leave, but they will no longer be required by law to attend school, and the school may not be able to enforce their attendance. Children usually take their GCSEs in year 11.

Please contact the School Admissions Team for more information.

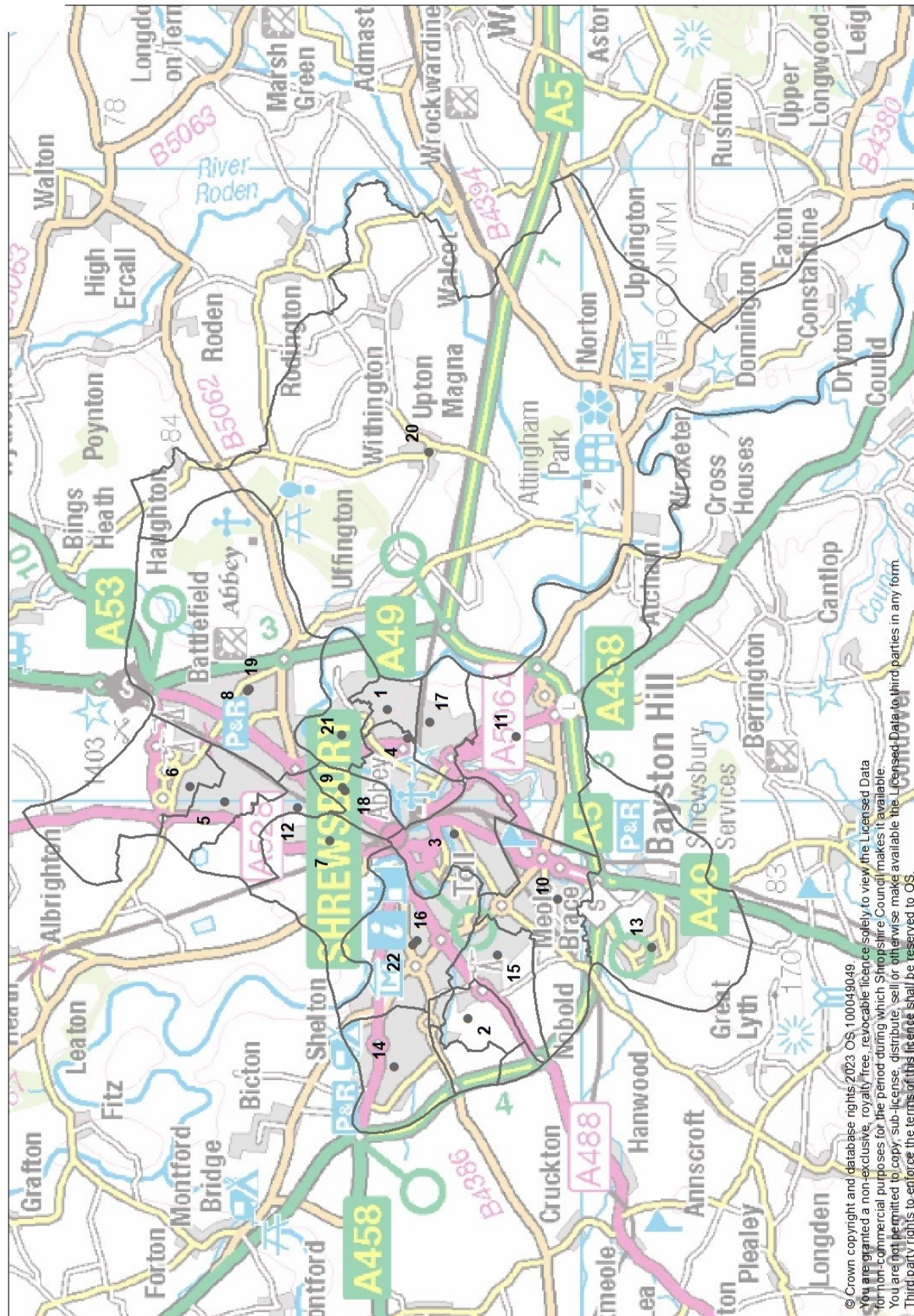
Note:

- Funding is available for four-year old's attending an early year setting (15 hours, or 30 if eligible). However, if children attend school part-time but for 15 hours or more, no additional funding would be available for early years provision.
- If parents/carers decide to delay their child's entry by a term or more, they may need to consider arrangements for pre-school provision and whether a place is available.
- Children are not usually admitted into a year group other than their normal year group.
- There is no provision for children to be admitted to Reception a year early.
- Summer born children who defer for a year, will reach school leaving age at the end of year 10, rather than year 11

In Year Deferral Applications

For a place other than the normal entry year group, an application should be made directly to school-admissions@shropshire.gov.uk for consideration.

Map showing location and catchment areas of Primary Schools in SHREWSBURY area



- | | | |
|--------------------------------------|---|--|
| 1. Belvidere Primary | 9. Martin Wilson School | 17. Radbrook Primary School |
| 2. Bowbrook Primary School | 10. Meole Brace CE Primary School & Nursery | 18. St George's CE Junior School |
| 3. Coleham Primary School | 11. Mereside CE Primary School | 19. St Giles' CE Primary School |
| 4. Crowmoor Primary School & Nursery | 12. Mount Pleasant Primary School | 20. Shrewsbury Cathedral Catholic Primary School |
| 5. Grange Primary School & Nursery | 13. Oakmeadow CE Primary School & Nursery | 21. Sundorne Infant School |
| 6. Greenacres Primary School | 14. Greenacres Primary School | 22. St Lucia's CE Primary School |
| 7. Greenfields Primary School | 15. Harlescott Junior School | 23. The Wilfred Owen School |
| 8. Harlescott Junior School | 16. Oxon Primary School | 24. Woodfield Infant & Nursery School |



| | | |
|---|---|---|
| Belvidere Primary Tenbury Drive, Telford Estate, Shrewsbury, SY2 5YB | Headteacher: Mr Gareth Jones Tel: 01743 365211 www.belvidereprimary.org.uk | Published Admission Number: 34 |
| DfE Number: 893 2164 | Pupils on roll January 2025: 228 | Age range: 3-11 |
| Type: Controlled | Admission Authority: Shropshire Council | |
| Year Reception Entry – September | 2025 | |
| Total applications received | 88 | |
| Total on-time 1 st preference applications received | 37 | |
| Total places allocated on National Offer Day | 34 (of which 33 were 1 st preference) | |
| Criteria & distance of last on-time place allocated | Out of area 0.549 miles | |
| Total Number of Appeals Heard | 2 | |
| Total Number of Appeals Upheld | 0 | |
| Oversubscription Criteria Summary: Children who have an Education, Health and Care Plan, which names the school which the child should attend because their needs can be met best by that particular school, will be offered places before other children <ol style="list-style-type: none">1. Priority will be given to Looked After Children or Previously Looked after Children2. Very exceptionally, priority may be given to a child who has a particular health reason requiring them to attend a specific school3. Children living inside the catchment area who will have an older sibling of compulsory school age at the school on the day they are due to start4. Children living inside the catchment area by distance5. Children of staff members who have been continuously employed at Belvidere Primary School either<ol style="list-style-type: none">a) on a permanent contract, for at least two years at the time of applicationb) have been recruited to fill a vacant post where there is a demonstrable skill shortage6. Children outside the catchment area with an older sibling on roll at the school when they are due to start7. All other children living outside the catchment area on distance <i>All distances are measured as a straight-line from the home address to the nearest school pedestrian gate.</i> For the full admission arrangement and detailed oversubscription criteria for Belvidere Primary School, please visit the school's website. | | |

Key Information for Parents

- Late applications are only considered after all on-time applications have been processed.
- To find your catchment or nearest school, please use our mapping software – [Shropshire Council Maps](#)
- For further details on how places were allocated, please visit our web page - [How school places are allocated | Shropshire Council](#)



| | | |
|--|---|---|
| Bowbrook Primary Squinter Pip Way, Shrewsbury, SY5 8PY | Headteacher: Mr Sam Aiston Tel: 01743 816891 www.bowbrookprimary.co.uk | Published Admission Number: 30 |
| DfE Number: 893 2013 | Pupils on roll January 2025: 62 | Age range: 3 - 7 |
| Type: Academy | Admission Authority: 3-18 Education Trust | |

| Year Reception Entry – September | 2025 |
|--|---|
| Total applications received | 123 |
| Total on-time 1 st preference applications received | 46 |
| Total places allocated on National Offer Day | 30 (of which 30 were 1 st preference) |
| Criteria & distance of last on-time place allocated | Out of area 0.560 miles |
| Total Number of Appeals Heard | 1 |
| Total Number of Appeals Upheld | 0 |

Oversubscription Criteria Summary:

Children who have an Education, Health and Care Plan, which names the school which the child should attend because their needs can be met best by that particular school, will be offered places before other children

1. Priority will be given to Looked After Children or Previously Looked after Children
2. Children living inside the catchment area who will have a sibling of compulsory school age at the school on the day they are due to start
3. Children of staff members who have been continuously employed at Bowbrook Primary School either,
 - a) on a permanent contract, for at least two years at the time of application
 - b) have been recruited to fill a vacant post where there is a demonstrable skill shortage
4. All other applicants living within catchment area by distance.
5. Children outside the catchment area with a sibling on roll at the school when they are due to start
6. All other children living outside the catchment area on distance

All distances are measured as a straight-line from the home address to the nearest school pedestrian gate.

For the full admission arrangement and detailed oversubscription criteria for Bowbrook Primary School, please visit the school's website.

Key Information for Parents

- Late applications are only considered after all on-time applications have been processed.
- To find your catchment or nearest school, please use our mapping software – [Shropshire Council Maps](#)
- For further details on how places were allocated, please visit our web page - [How school places are allocated | Shropshire Council](#)



| | | |
|---|--|--|
| Coleham Primary Greyfriars Road Shrewsbury SY3 7EN | Headteacher: Mr Tom Larkham Tel: 01743 362668 www.colehamprimary.co.uk | Published Admission Number: 60 |
| DfE Number: 893 2084 | Pupils on roll January 2025: 429 | Age range: 5-11 |
| Type: Academy | Admission Authority: 3-18 Education Trust | |
| Year Reception Entry – September | 2025 | |
| Total applications received | 222 | |
| Total on-time 1 st preference applications received | 89 | |
| Total places allocated on National Offer Day | 60 (of which 58 were 1 st preference) | |
| Criteria & distance of last on-time place allocated | Out of area 0.646 miles | |
| Total Number of Appeals Heard | 1 | |
| Total Number of Appeals Upheld | 0 | |
| Oversubscription Criteria Summary: | | |
| Children who have an Education, Health and Care Plan, which names the school which the child should attend because their needs can be met best by that particular school, will be offered places before other children | | |
| <div><div>1.</div><div>Priority will be given to Looked After Children or Previously Looked after Children</div></div> <div><div>2.</div><div>Children living inside the catchment area who will have a sibling of compulsory school age at the school on the day they are due to start</div></div> <div><div>3.</div><div>Children of staff members who have been continuously employed at Coleham Primary School either,<div><div>a)</div><div>on a permanent contract, for at least two years at the time of application</div></div><div><div>b)</div><div>have been recruited to fill a vacant post where there is a demonstrable skill shortage</div></div></div></div> <div><div>4.</div><div>All other applicants living within catchment area by distance.</div></div> <div><div>5.</div><div>Children outside the catchment area with a sibling on roll at the school when they are due to start</div></div> <div><div>6.</div><div>All other children living outside the catchment area on distance</div></div> | | |
| All distances are measured as a straight-line from the home address to the nearest school pedestrian gate. | | |
| For the full admission arrangement and detailed oversubscription criteria for Coleham Primary School, please visit the school’s website. | | |

Key Information for Parents

- Late applications are only considered after all on-time applications have been processed.
- To find your catchment or nearest school, please use our mapping software – [Shropshire Council Maps](#)
- For further details on how places were allocated, please visit our web page - [How school places are allocated | Shropshire Council](#)



| | | | |
|--|---|--|---|
| Crowmoor Primary & Nursery Crowmere Road, Shrewsbury, SY2 5JJ | | Headteacher: Mr Ryan Horton Tel: 01743 235549 www.crowmoorschool.co.uk | Published Admission Number: 30 |
| DfE Number: 893 2088 | Pupils on roll January 2025: 177 | | Age range: 4-11 |
| Type: Academy | Admission Authority: Shine Academies | | |
| Year Reception Entry – September | | 2025 | |
| Total applications received | | 29 | |
| Total on-time 1 st preference applications received | | 14 | |
| Total places allocated on National Offer Day | | 14 (of which 14 were 1 st preference) | |
| Criteria & distance of last on-time place allocated | | Out of area 0.770 miles | |
| Total Number of Appeals Heard | | n/a | |
| Total Number of Appeals Upheld | | n/a | |
| Oversubscription Criteria Summary: | | | |
| Children who have an Education, Health and Care Plan, which names the school which the child should attend because their needs can be met best by that particular school, will be offered places before other children | | | |
| <div><div>1.</div><div>2.</div><div>3.</div><div>4.</div><div>5.</div><div>6.</div></div> <div>Priority will be given to Looked After Children or Previously Looked after Children</div> <div>Very exceptionally, priority may be given to a child who has a particular health reason requiring them to attend a specific school</div> <div>Children living inside the catchment area who will have an older sibling of compulsory school age at the school on the day they are due to start</div> <div>All other applicants living within catchment area by distance.</div> <div>Children outside the catchment area with an older sibling on roll at the school when they are due to start</div> <div>All other children living outside the catchment area on distance</div> | | | |
| <i>All distances are measured as a straight-line from the home address to the nearest school pedestrian gate.</i> | | | |
| For the full admission arrangement and detailed oversubscription criteria for Crowmoor Primary School, please visit the school's website. | | | |

Key Information for Parents

- Late applications are only considered after all on-time applications have been processed.
- To find your catchment or nearest school, please use our mapping software – [Shropshire Council Maps](#)
- For further details on how places were allocated, please visit our web page - [How school places are allocated | Shropshire Council](#)

| | | |
|---|---|---|
| Grange Primary & Nursery Bainbridge Green, Shrewsbury SY1 3QR | Headteacher: Mrs Charlotte Summers Tel: 01743 462984 www.grangeprimaryshrewsbury.co.uk/ | Published Admission Number: 60 |
| DfE Number: 893 2012 | Pupils on roll January 2025: 133 | Age range: 3-11 |
| Type: Academy | Admission Authority: Marches Multi Academy Trust | |
| Year Reception Entry – September | | 2025 |
| Total applications received | | 32 |
| Total on-time 1 st preference applications received | | 11 |
| Total places allocated on National Offer Day | | 12 (of which 11 were 1 st preference) |
| Criteria & distance of last on-time place allocated | | Out of area 2.584 miles |
| Total Number of Appeals Heard | | n/a |
| Total Number of Appeals Upheld | | n/a |
| Oversubscription Criteria Summary: Children who have an Education, Health and Care Plan, which names the school which the child should attend because their needs can be met best by that particular school, will be offered places before other children <ol style="list-style-type: none">1. Priority will be given to Looked After Children or Previously Looked after Children2. Very exceptionally, priority may be given to a child who has a particular health reason requiring them to attend a specific school3. Children living inside the catchment area who will have a sibling of compulsory school age at the school on the day they are due to start4. All other applicants living within catchment area by distance.5. Children of staff members who have been continuously employed at The Grange Primary School on a permanent contract, for at least two years at the time of application and/or have been recruited to fill a vacant post where there is a demonstrable skill shortage6. Children outside the catchment area with a sibling on roll at the school when they are due to start7. All other children living outside the catchment area on distance <i>All distances are measured as a straight-line from the home address to the nearest school pedestrian gate.</i> For the full admission arrangement and detailed oversubscription criteria for Grange Primary School, please visit the school's website. | | |

Key Information for Parents

- Late applications are only considered after all on-time applications have been processed.
- To find your catchment or nearest school, please use our mapping software – [Shropshire Council Maps](#)
- For further details on how places were allocated, please visit our web page - [How school places are allocated | Shropshire Council](#)



| | | |
|--|--|---|
| Greenacres Primary Rutland, Shrewsbury SY1 3QG | Headteacher: Mrs Emily Kynaston Tel: 01743 464570 www.greenacres.shropshire.sch.uk | Published Admission Number: 30 |
| DfE Number: 893 5202 | Pupils on roll January 2025: 110 | Age range: 3-11 |
| Type: Academy | Admission Authority: Empower Multi Academy Trust | |

| Year Reception Entry – September | 2025 |
|--|---|
| Total applications received | 24 |
| Total on-time 1 st preference applications received | 11 |
| Total places allocated on National Offer Day | 14 (of which 11 were 1 st preference) |
| Criteria & distance of last on-time place allocated | Out of area 1.868 miles |
| Total Number of Appeals Heard | n/a |
| Total Number of Appeals Upheld | n/a |

Oversubscription Criteria Summary:

Children who have an Education, Health and Care Plan, which names the school which the child should attend because their needs can be met best by that particular school, will be offered places before other children

1. Priority will be given to Looked After Children or Previously Looked after Children
2. Children living inside the catchment area who will have an older sibling of compulsory school age at the school on the day they are due to start
3. Children of staff members who have been continuously employed at Greenacres Primary School, on a permanent contract for at least two years at the time of application.
4. All other applicants living within catchment area by distance.
5. Children outside the catchment area with an older sibling on roll at the school when they are due to start
6. All other children living outside the catchment area on distance

All distances are measured as a straight-line from the home address to the nearest school pedestrian gate.

For the full admission arrangement and detailed oversubscription criteria for Greenacres Primary School, please visit the school's website.

Key Information for Parents

- Late applications are only considered after all on-time applications have been processed.
- To find your catchment or nearest school, please use our mapping software – [Shropshire Council Maps](#)
- For further details on how places were allocated, please visit our web page - [How school places are allocated | Shropshire Council](#)



| | | | |
|--|--|--|---|
| Greenfields Primary Hemsworth Way, Shrewsbury SY1 2AH | | Headteacher: Mrs Lisa Prior Tel: 01743 236397 www.greenfields.shropshire.sch.uk | Published Admission Number: 50 |
| DfE Number: 893 2178 | | Pupils on roll January 2025: 325 | Age range: 3-11 |
| Type: Academy | | Admission Authority: Severn Bridges Multi Academy Trust | |
| Year Reception Entry – September | | 2025 | |
| Total applications received | | 72 | |
| Total on-time 1 st preference applications received | | 38 | |
| Total places allocated on National Offer Day | | 39 (of which 38 were 1 st preference) | |
| Criteria & distance of last on-time place allocated | | Out of area 2.009 miles | |
| Total Number of Appeals Heard | | n/a | |
| Total Number of Appeals Upheld | | n/a | |
| Oversubscription Criteria Summary: Children who have an Education, Health and Care Plan, which names the school which the child should attend because their needs can be met best by that particular school, will be offered places before other children <ol style="list-style-type: none">1. Priority will be given to Looked After Children or Previously Looked after Children2. Very exceptionally, priority may be given to a child who has a particular health reason requiring them to attend a specific school3. Children living inside the catchment area who will have an older sibling of compulsory school age at the school on the day they are due to start4. All other applicants living within catchment area by distance.5. Children of staff members who have been continuously employed at Greenfields Primary School either<ol style="list-style-type: none">a) on a permanent contract, for at least two years at the time of applicationb) have been recruited to fill a vacant post where there is a demonstrable skill shortage6. Children outside the catchment area with an older sibling on roll at the school when they are due to start7. All other children living outside the catchment area on distance <i>All distances are measured as a straight-line from the home address to the nearest school pedestrian gate.</i> For the full admission arrangement and detailed oversubscription criteria for Greenfields Primary School, please visit the school's website. | | | |

Key Information for Parents

- Late applications are only considered after all on-time applications have been processed.
- To find your catchment or nearest school, please use our mapping software – [Shropshire Council Maps](#)
- For further details on how places were allocated, please visit our web page - [How school places are allocated | Shropshire Council](#)



| | | |
|--|---|---|
| Harlescott Junior Featherbed Lane, Shrewsbury SY1 4QN | Headteacher: Mrs Adele Thain Tel: 01743 462087 www.haughmondfed.net/ | Published Admission Number: <div style="font-size: 2em; text-align: center;">90</div> |
| DfE Number: 893 2090 | Pupils on roll January 2025: 369 | Age range: 7-11 |
| Type: Academy | Admission Authority: Severn Bridges Multi Academy Trust | |

| Year Reception Entry – September | 2025 |
|--|---|
| Total applications received | 85 |
| Total on-time 1 st preference applications received | 85 |
| Total places allocated on National Offer Day | 85 (of which 85 were 1 st preference) |
| Criteria & distance of last on-time place allocated | Out of area 4.223 miles |
| Total Number of Appeals Heard | n/a |
| Total Number of Appeals Upheld | n/a |

Oversubscription Criteria Summary:

Children who have an Education, Health and Care Plan, which names the school which the child should attend because their needs can be met best by that particular school, will be offered places before other children

1. Priority will be given to Looked After Children or Previously Looked after Children
2. Very exceptionally, priority may be given to a child who has a particular health reason requiring them to attend a specific school
3. Children living inside the catchment area who will have an older sibling of compulsory school age at the school on the day they are due to start
4. All other applicants living within catchment area by distance.
5. Children of staff members who have been continuously employed at Harlescott Junior School either
 - c) on a permanent contract, for at least two years at the time of application
 - d) have been recruited to fill a vacant post where there is a demonstrable skill shortage
6. Children outside the catchment area with an older sibling on roll at the school when they are due to start
7. All other children living outside the catchment area on distance

All distances are measured as a straight-line from the home address to the nearest school pedestrian gate.

For the full admission arrangement and detailed oversubscription criteria for Harlescott Junior School, please visit the school's website.

Key Information for Parents

- Late applications are only considered after all on-time applications have been processed.
- To find your catchment or nearest school, please use our mapping software – [Shropshire Council Maps](#)
- For further details on how places were allocated, please visit our web page - [How school places are allocated | Shropshire Council](#)



| | | |
|---|--|---|
| Martin Wilson Primary New Park Road, Shrewsbury SY1 2SP | Headteacher: Mr David Purslow Tel: 01743 236520 www.martinwilsonschool.com | Published Admission Number: 30 |
| DfE Number: 893 2179 | Pupils on roll January 2025: 152 | Age range: 2-11 |
| Type: Academy | Admission Authority: Shine Academy | |

| Year Reception Entry – September | 2025 |
|--|---|
| Total applications received | 26 |
| Total on-time 1 st preference applications received | 16 |
| Total places allocated on National Offer Day | 17 (of which 16 were 1 st preference) |
| Criteria & distance of last on-time place allocated | Out of area 0.487miles |
| Total Number of Appeals Heard | n/a |
| Total Number of Appeals Upheld | n/a |

Oversubscription Criteria Summary:

Children who have an Education, Health and Care Plan, which names the school which the child should attend because their needs can be met best by that particular school, will be offered places before other children

1. Priority will be given to Looked After Children or Previously Looked after Children
2. Very exceptionally, priority may be given to a child who has a particular health reason requiring them to attend a specific school
3. Children living inside the catchment area who will have an older sibling of compulsory school age at the school on the day they are due to start
4. Children living inside the catchment area by distance
5. Children of staff members who have been continuously employed at Martin Wilson Primary School either
 - a) on a permanent contract, for at least two years at the time of application
 - b) have been recruited to fill a vacant post where there is a demonstrable skill shortage
6. Children outside the catchment area with an older sibling on roll at the school when they are due to start
7. All other children living outside the catchment area on distance

All distances are measured as a straight-line from the home address to the nearest school pedestrian gate.

For the full admission arrangement and detailed oversubscription criteria for Martin Wilson Primary School, please visit the school's website.

Key Information for Parents

- Late applications are only considered after all on-time applications have been processed.
- To find your catchment or nearest school, please use our mapping software – [Shropshire Council Maps](#)
- For further details on how places were allocated, please visit our web page - [How school places are allocated | Shropshire Council](#)

| | | |
|--|---|---|
| Meole Brace CE Primary & Nursery Church Road, Shrewsbury SY3 9HG | Headteacher: Mr Henry Bray Tel: 01743 351027 www.meolebraceprimary.co.uk/ | Published Admission Number: 60 |
| DfE Number: 893 5206 | Pupils on roll January 2025: 402 | Age range: 3-11 |
| Type: Academy | Admission Authority: Shropshire Church of England Academy Trust | |

Year Reception Entry – September

2025

| | |
|--|---|
| Total applications received | 146 |
| Total on-time 1 st preference applications received | 48 |
| Total places allocated on National Offer Day | 60 (of which 48 were 1 st preference) |
| Criteria & distance of last on-time place allocated | Out of area - overseas |
| Total Number of Appeals Heard | n/a |
| Total Number of Appeals Upheld | n/a |

Oversubscription Criteria Summary:

Children who have an Education, Health and Care Plan, which names the school which the child should attend because their needs can be met best by that particular school, will be offered places before other children

1. Priority will be given to Looked After Children or Previously Looked after Children
2. Very exceptionally, priority may be given to a child who has a particular health reason requiring them to attend a specific school
3. Children living inside the catchment area who will have an older sibling of compulsory school age at the school on the day they are due to start
4. All other applicants living within catchment area by distance.
5. Children of staff members who have been continuously employed at Meole Brace CE Primary School either
 - c) on a permanent contract, for at least two years at the time of application
 - d) have been recruited to fill a vacant post where there is a demonstrable skill shortage
6. Children outside the catchment area with an older sibling on roll at the school when they are due to start
7. All other children living outside the catchment area on distance

All distances are measured as a straight-line from the home address to the nearest school pedestrian gate.

For the full admission arrangement and detailed oversubscription criteria for Meole Brace CE Primary School, please visit the school's website.

Key Information for Parents

- Late applications are only considered after all on-time applications have been processed.
- To find your catchment or nearest school, please use our mapping software – [Shropshire Council Maps](#)
- For further details on how places were allocated, please visit our web page - [How school places are allocated | Shropshire Council](#)



| | | | |
|--|---|--|---|
| Mereside CE Primary Springfield, Shrewsbury SY2 6LE | | Headteacher: Mrs Lindsey Hughes Tel: 01743 356283 www.meresideacademy.org.uk | Published Admission Number: 60 |
| DfE Number: 893 5205 | Pupils on roll January 2025: 358 | | Age range: 5-11 |
| Type: Academy | Admission Authority: St Chad's Academies Trust | | |
| Year Reception Entry – September | | 2025 | |
| Total applications received | | 94 | |
| Total on-time 1 st preference applications received | | 45 | |
| Total places allocated on National Offer Day | | 55 (of which 45 were 1 st preference) | |
| Criteria & distance of last on-time place allocated | | Out of area 2.758 miles | |
| Total Number of Appeals Heard | | n/a | |
| Total Number of Appeals Upheld | | n/a | |
| Oversubscription Criteria Summary: | | | |
| Children who have an Education, Health and Care Plan, which names the school which the child should attend because their needs can be met best by that particular school, will be offered places before other children | | | |
| <div><div>1.</div><div>2.</div><div>3.</div><div>4.</div><div>5.</div><div>6.</div><div>7.</div></div> <div>Priority will be given to Looked After Children or Previously Looked after Children</div> <div>Very exceptionally, priority may be given to a child who has a particular health reason requiring them to attend a specific school</div> <div>Children living inside the catchment area who will have an older sibling of compulsory school age at the school on the day they are due to start</div> <div>All other applicants living within catchment area by distance.</div> <div>Children outside the catchment area with an older sibling on roll at the school when they are due to start</div> <div>Children of staff members</div> <div>All other children living outside the catchment area on distance</div> | | | |
| <i>All distances are measured as a straight-line from the home address to the nearest school pedestrian gate.</i> | | | |
| For the full admission arrangement and detailed oversubscription criteria for Mereside CE Primary School, please visit the school's website. | | | |

Key Information for Parents

- Late applications are only considered after all on-time applications have been processed.
- To find your catchment or nearest school, please use our mapping software – [Shropshire Council Maps](#)
- For further details on how places were allocated, please visit our web page - [How school places are allocated | Shropshire Council](#)



| | | |
|---|---|--|
| Mount Pleasant Primary Whitemere Road, Shrewsbury SY1 3BY | Headteacher: Mrs Alison Bengel Tel: 01743 249135 www.mountpleasant.shropshire.sch.uk/ | Published Admission Number: <div style="font-size: 2em; font-weight: bold; text-align: center;">45</div> |
| DfE Number: 893 3363 | Pupils on roll January 2025: 320 | Age range: 3-11 |
| Type: Academy | Admission Authority: Severn Bridges Multi Academy Trust | |

Year Reception Entry – September

2025

| | |
|--|---|
| Total applications received | 88 |
| Total on-time 1 st preference applications received | 37 |
| Total places allocated on National Offer Day | 38 (of which 37 were 1 st preference) |
| Criteria & distance of last on-time place allocated | Out of area 1.464 miles |
| Total Number of Appeals Heard | n/a |
| Total Number of Appeals Upheld | n/a |

Oversubscription Criteria Summary:

Children who have an Education, Health and Care Plan, which names the school which the child should attend because their needs can be met best by that particular school, will be offered places before other children

1. Priority will be given to Looked After Children or Previously Looked after Children
2. Very exceptionally, priority may be given to a child who has a particular health reason requiring them to attend a specific school
3. Children living inside the catchment area who will have an older sibling of compulsory school age at the school on the day they are due to start
4. All other applicants living within catchment area by distance.
5. Children of staff members who have been continuously employed at Mount Pleasant School either
 - a) on a permanent contract, for at least two years at the time of application
 - b) have been recruited to fill a vacant post where there is a demonstrable skill shortage
6. Children outside the catchment area with an older sibling on roll at the school when they are due to start
7. All other children living outside the catchment area on distance

All distances are measured as a straight-line from the home address to the nearest school pedestrian gate.

For the full admission arrangement and detailed oversubscription criteria for Mount Pleasant Primary School, please visit the school's website.

Key Information for Parents

- Late applications are only considered after all on-time applications have been processed.
- To find your catchment or nearest school, please use our mapping software – [Shropshire Council Maps](#)
- For further details on how places were allocated, please visit our web page - [How school places are allocated | Shropshire Council](#)



| | | |
|---|---|--|
| Oakmeadow CE Primary & Nursery Long Meadow, Bayston Hill Shrewsbury SY3 0NU | Headteacher: Mrs Samantha Hill Tel: 01743 875020 www.oakmeadowprimary.co.uk | Published Admission Number: 60 |
| DfE Number: 893 5204 | Pupils on roll January 2025: 397 | Age range: 2-11 |
| Type: Academy | Admission Authority: Marches Multi Academy Trust | |
| Year Reception Entry – September | 2025 | |
| Total applications received | 73 | |
| Total on-time 1 st preference applications received | 52 | |
| Total places allocated on National Offer Day | 56 (of which 52 were 1 st preference) | |
| Criteria & distance of last on-time place allocated | Out of area 63.135 miles | |
| Total Number of Appeals Heard | n/a | |
| Total Number of Appeals Upheld | n/a | |
| Oversubscription Criteria Summary: Children who have an Education, Health and Care Plan, which names the school which the child should attend because their needs can be met best by that particular school, will be offered places before other children | | |
| <div><div>1.</div><div>Priority will be given to Looked After Children or Previously Looked after Children</div></div> <div><div>2.</div><div>Very exceptionally, priority may be given to a child who has a particular health reason requiring them to attend a specific school</div></div> <div><div>3.</div><div>Children living inside the catchment area who will have a sibling of compulsory school age at the school on the day they are due to start</div></div> <div><div>4.</div><div>All other applicants living within catchment area by distance.</div></div> <div><div>5.</div><div>Children of staff members who have been continuously employed at Oakmeadow CE Primary School on a permanent contract, for at least two years at the time of application and/or have been recruited to fill a vacant post where there is a demonstrable skill shortage</div></div> <div><div>6.</div><div>Children outside the catchment area with a sibling on roll at the school when they are due to start</div></div> <div><div>7.</div><div>All other children living outside the catchment area on distance</div></div> | | |
| <i>All distances are measured as a straight-line from the home address to the nearest school pedestrian gate.</i> | | |
| For the full admission arrangement and detailed oversubscription criteria for Oakmeadow CE Primary School, please visit the school’s website. | | |

Key Information for Parents


- Late applications are only considered after all on-time applications have been processed.
- To find your catchment or nearest school, please use our mapping software – [Shropshire Council Maps](#)
- For further details on how places were allocated, please visit our web page - [How school places are allocated | Shropshire Council](#)



| | | |
|---|--|---|
| Oxon CE Primary Racecourse Lane, Shrewsbury SY3 5BJ | Headteacher: Mr Mark Rogers Tel: 01743 351948 www.oxon.shropshire.sch.uk | Published Admission Number: 60 |
| DfE Number: 893 3103 | Pupils on roll January 2025: 427 | Age range: 5-11 |
| Type: Voluntary Controlled | Admission Authority: Shropshire Council | |
| Year Reception Entry – September | 2025 | |
| Total applications received | 138 | |
| Total on-time 1 st preference applications received | 52 | |
| Total places allocated on National Offer Day | 58 (of which 52 were 1 st preference) | |
| Criteria & distance of last on-time place allocated | Out of area 6.752 miles | |
| Total Number of Appeals Heard | n/a | |
| Total Number of Appeals Upheld | n/a | |
| Oversubscription Criteria Summary: Children who have an Education, Health and Care Plan, which names the school which the child should attend because their needs can be met best by that particular school, will be offered places before other children <ol style="list-style-type: none">1. Priority will be given to Looked After Children or Previously Looked after Children2. Very exceptionally, priority may be given to a child who has a particular health reason requiring them to attend a specific school3. Children living inside the catchment area who will have an older sibling of compulsory school age at the school on the day they are due to start4. Children living inside the catchment area by distance5. Children of staff members who have been continuously employed at Oxon CE Primary School either<ol style="list-style-type: none">a) on a permanent contract, for at least two years at the time of applicationb) have been recruited to fill a vacant post where there is a demonstrable skill shortage6. Children outside the catchment area with an older sibling on roll at the school when they are due to start7. All other children living outside the catchment area on distance <i>All distances are measured as a straight-line from the home address to the nearest school pedestrian gate.</i> For the full admission arrangement and detailed oversubscription criteria for Oxon CE Primary School, please visit the school's website. | | |

Key Information for Parents

- Late applications are only considered after all on-time applications have been processed.
- To find your catchment or nearest school, please use our mapping software – [Shropshire Council Maps](#)
- For further details on how places were allocated, please visit our web page - [How school places are allocated | Shropshire Council](#)



| | | |
|---|---|--|
| Radbrook Primary Calverton Way, Bank Farm Road, Shrewsbury SY3 6DZ | Headteacher: Mrs Emma Thelwell Tel: 01743 232895 www.radbrook.shropshire.sch.uk | Published Admission Number: <div style="font-size: 2em; font-weight: bold; text-align: center;">45</div> |
| DfE Number: 893 2180 | Pupils on roll January 2025: 309 | Age range: 3-11 |
| Type: Academy | Admission Authority: Severn Bridges Multi Academy Trust | |

| Year Reception Entry – September | 2025 |
|--|---|
| Total applications received | 147 |
| Total on-time 1 st preference applications received | 34 |
| Total places allocated on National Offer Day | 44 (of which 34 were 1 st preference) |
| Criteria & distance of last on-time place allocated | Out of area 4.938 miles |
| Total Number of Appeals Heard | n/a |
| Total Number of Appeals Upheld | n/a |

Oversubscription Criteria Summary:

Children who have an Education, Health and Care Plan, which names the school which the child should attend because their needs can be met best by that particular school, will be offered places before other children

1. Priority will be given to Looked After Children or Previously Looked after Children
2. Very exceptionally, priority may be given to a child who has a particular health reason requiring them to attend a specific school
3. Children living inside the catchment area who will have an older sibling of compulsory school age at the school on the day they are due to start
4. All other applicants living within catchment area by distance.
5. Children of staff members who have been continuously employed at Radbrook Primary School either
 - a) on a permanent contract, for at least two years at the time of application
 - b) have been recruited to fill a vacant post where there is a demonstrable skill shortage
6. Children outside the catchment area with an older sibling on roll at the school when they are due to start
7. All other children living outside the catchment area on distance

All distances are measured as a straight-line from the home address to the nearest school pedestrian gate.

For the full admission arrangement and detailed oversubscription criteria for Radbrook Primary School, please visit the school's website.

Key Information for Parents

- Late applications are only considered after all on-time applications have been processed.
- To find your catchment or nearest school, please use our mapping software – [Shropshire Council Maps](#)
- For further details on how places were allocated, please visit our web page - [How school places are allocated | Shropshire Council](#)



| | | |
|---|--|---|
| St George's Junior Woodfield Road, Shrewsbury SY3 8LU | Headteacher: Mrs Kelly Lee Tel: 01743 357133 https://stgeorgesjunior.org.uk/ | Published Admission Number: <div style="font-size: 2em; text-align: center;">90</div> |
| DfE Number: 893 2092 | Pupils on roll January 2025: 352 | Age range: 7-11 |
| Type: Academy | Admission Authority: Empower Multi Academy Trust | |

| Year Reception Entry – September | 2025 |
|--|---|
| Total applications received | 92 |
| Total on-time 1 st preference applications received | 89 |
| Total places allocated on National Offer Day | 92 (of which 89 were 1 st preference) |
| Criteria & distance of last on-time place allocated | Catchment 0.242 miles |
| Total Number of Appeals Heard | 0 |
| Total Number of Appeals Upheld | 0 |

Oversubscription Criteria Summary:

Children who have an Education, Health and Care Plan, which names the school which the child should attend because their needs can be met best by that particular school, will be offered places before other children

1. Priority will be given to Looked After Children or Previously Looked after Children
2. Children who have attended Woodfield Infant School in Year 2 at the point of application to transfer to Year 3 will be given priority
3. Children living inside the catchment area who will have an older sibling of compulsory school age at the school on the day they are due to start
4. All other applicants living within catchment area who will have a younger sibling at Woodfield Infant School on the day they are due to start school.
5. All other children living within the catchment area
6. Children living outside the catchment area who will have an older sibling on roll at the school when they are due to start
7. All other applicants living outside the catchment area who will have a younger sibling at Woodfield Infant School on the day they are due to start school
8. All other children living outside the catchment area on distance

All distances are measured as a straight-line from the home address to the nearest school pedestrian gate.

For the full admission arrangement and detailed oversubscription criteria for St George's CE Junior School, please visit the school's website.

Key Information for Parents

- Late applications are only considered after all on-time applications have been processed.
- To find your catchment or nearest school, please use our mapping software – [Shropshire Council Maps](#)
- For further details on how places were allocated, please visit our web page - [How school places are allocated | Shropshire Council](#)



| | | |
|--|--|---|
| St Giles' CE Primary Portland Crescent, Shrewsbury SY3 8LU | Headteacher: Mrs Caroline Gardner Tel: 01743 356579 www.st-giles.shropshire.sch.uk | Published Admission Number: <div style="font-size: 2em; text-align: center;">45</div> |
| DfE Number: 893 3104 | Pupils on roll January 2025: 303 | Age range: 5-11 |
| Type: Voluntary Controlled | Admission Authority: Shropshire Council | |

| Year Reception Entry – September | 2025 |
|--|---|
| Total applications received | 127 |
| Total on-time 1 st preference applications received | 37 |
| Total places allocated on National Offer Day | 45 (of which 37 were 1 st preference) |
| Criteria & distance of last on-time place allocated | Out of area 0.595 miles |
| Total Number of Appeals Heard | 0 |
| Total Number of Appeals Upheld | 0 |

Oversubscription Criteria Summary:

Children who have an Education, Health and Care Plan, which names the school which the child should attend because their needs can be met best by that particular school, will be offered places before other children

1. Priority will be given to Looked After Children or Previously Looked after Children
2. Very exceptionally, priority may be given to a child who has a particular health reason requiring them to attend a specific school
3. Children living inside the catchment area who will have an older sibling of compulsory school age at the school on the day they are due to start
4. Children living inside the catchment area by distance
5. Children of staff members who have been continuously employed at St Giles' CE Primary School either
 - a) on a permanent contract, for at least two years at the time of application
 - b) have been recruited to fill a vacant post where there is a demonstrable skill shortage
6. Children outside the catchment area with an older sibling on roll at the school when they are due to start
7. All other children living outside the catchment area on distance

All distances are measured as a straight-line from the home address to the nearest school pedestrian gate.

For the full admission arrangement and detailed oversubscription criteria for St Giles' CE Primary School, please visit the school's website.

Key Information for Parents

- Late applications are only considered after all on-time applications have been processed.
- To find your catchment or nearest school, please use our mapping software – [Shropshire Council Maps](#)
- For further details on how places were allocated, please visit our web page - [How school places are allocated | Shropshire Council](#)



| | | | |
|---|--|---|---|
| Shrewsbury Cathedral Catholic Primary New Park Road, Shrewsbury SY1 2SP | | Headteacher: Mr Paul Higgins Tel: 01743 351032 www.blessededwardcampion.co.uk | Published Admission Number: 30 |
| DfE Number: 893 3354 | | Pupils on roll January 2025: 194 | Age range: 5-11 |
| Type: Academy | | Admission Authority: Our Lady Help of Christians Multi Academy Trust | |
| Year Reception Entry – September | | 2025 | |
| Total applications received | | 39 | |
| Total on-time 1 st preference applications received | | 16 | |
| Total places allocated on National Offer Day | | 20 (of which 16 were 1 st preference) | |
| Criteria & distance of last on-time place allocated | | Distance 0.468 miles | |
| Total Number of Appeals Heard | | n/a | |
| Total Number of Appeals Upheld | | n/a | |
| Oversubscription Criteria Summary: | | | |
| Children who have an Education, Health and Care Plan, which names the school which the child should attend because their needs can be met best by that particular school, will be offered places before other children | | | |
| <div><div>1.</div><div>2.</div><div>3.</div><div>4.</div><div>5.</div></div> <div><div>Priority will be given to Catholic Looked After Children or Previously Looked after Children</div><div>Catholic children who are resident in the Cathedral Parish Shrewsbury including the Cathedral church of Our Lady Help of Christians and St Peter of Alcantara, and St Winefride's, Monkmoor.</div><div>Catholic children who are resident in other parishes for whom Shrewsbury Cathedral School is the nearest Catholic School.</div><div>Other looked after and previously looked after children</div><div>Any other children</div></div> | | | |
| All distances are measured as a straight-line from the home address to the nearest school pedestrian gate. | | | |
| For the full admission arrangement and detailed oversubscription criteria for Shrewsbury Cathedral Catholic Primary School, please visit the school's website. | | | |

Key Information for Parents

- Late applications are only considered after all on-time applications have been processed.
- To find your catchment or nearest school, please use our mapping software – [Shropshire Council Maps](#)
- For further details on how places were allocated, please visit our web page - [How school places are allocated | Shropshire Council](#)



| | | |
|---|--|---|
| Sundorne Infant Featherbed Lane, Shrewsbury, SY1 4QN | Headteacher: Mrs Lisa Jones Tel: 01743 462087 www.haughmondfe.net | Published Admission Number: <div style="font-size: 2em; text-align: center;">90</div> |
| DfE Number: 893 2098 | Pupils on roll January 2025: 262 | Age range: 3-7 |
| Type: Academy | Admission Authority: Severn Bridges Multi Academy Trust | |

| Year Reception Entry – September | 2025 |
|--|---|
| Total applications received | 127 |
| Total on-time 1 st preference applications received | 89 |
| Total places allocated on National Offer Day | 98 (of which 89 were 1 st preference) |
| Criteria & distance of last on-time place allocated | Out of area 10.511 miles |
| Total Number of Appeals Heard | n/a |
| Total Number of Appeals Upheld | n/a |

Oversubscription Criteria Summary:

Children who have an Education, Health and Care Plan, which names the school which the child should attend because their needs can be met best by that particular school, will be offered places before other children

1. Priority will be given to Looked After Children or Previously Looked after Children
2. Very exceptionally, priority may be given to a child who has a particular health reason requiring them to attend a specific school
3. Children living inside the catchment area who will have an older sibling of compulsory school age at the school on the day they are due to start
4. All other applicants living within catchment area by distance.
5. Children of staff members who have been continuously employed at Sundorne Infant School either
 - a) on a permanent contract, for at least two years at the time of application
 - b) or have been recruited to fill a vacant post where there is a demonstrable skill shortage
6. Children outside the catchment area with an older sibling on roll at the school when they are due to start
7. All other children living outside the catchment area on distance

All distances are measured as a straight-line from the home address to the nearest school pedestrian gate.

For the full admission arrangement and detailed oversubscription criteria for Sundorne Infant School, please visit the school's website.

Key Information for Parents

- Late applications are only considered after all on-time applications have been processed.
- To find your catchment or nearest school, please use our mapping software – [Shropshire Council Maps](#)
- For further details on how places were allocated, please visit our web page - [How school places are allocated | Shropshire Council](#)



| | | | |
|---|--|--|---|
| St Lucia's CE Primary Upton Magna, Shrewsbury SY4 4TZ | | Headteacher: Miss Catherine Coleman Tel: 01743 709652 www.stluciasprimary.co.uk/ | Published Admission Number: 16 |
| DfE Number: 893 3113 | Pupils on roll January 2025: 73 | Age range: 2-11 | |
| Type: Voluntary Controlled | Admission Authority: Shropshire Council | | |
| Year Reception Entry – September | | 2025 | |
| Total applications received | | 24 | |
| Total on-time 1 st preference applications received | | 16 | |
| Total places allocated on National Offer Day | | 17 (of which 16 were 1 st preference) | |
| Criteria & distance of last on-time place allocated | | Out of area 8.172 miles | |
| Total Number of Appeals Heard | | n/a | |
| Total Number of Appeals Upheld | | n/a | |
| Oversubscription Criteria Summary: | | | |
| Children who have an Education, Health and Care Plan, which names the school which the child should attend because their needs can be met best by that particular school, will be offered places before other children | | | |
| <div><div>1.</div><div>Priority will be given to Looked After Children or Previously Looked after Children</div></div> <div><div>2.</div><div>Very exceptionally, priority may be given to a child who has a particular health reason requiring them to attend a specific school</div></div> <div><div>3.</div><div>Children living inside the catchment area who will have an older sibling of compulsory school age at the school on the day they are due to start</div></div> <div><div>4.</div><div>Children living inside the catchment area by distance</div></div> <div><div>5.</div><div>Children of staff members who have been continuously employed at St Lucia's CE Primary School either</div><div>a) on a permanent contract, for at least two years at the time of application</div><div>b) have been recruited to fill a vacant post where there is a demonstrable skill shortage</div></div> <div><div>6.</div><div>Children outside the catchment area with an older sibling on roll at the school when they are due to start</div></div> <div><div>7.</div><div>All other children living outside the catchment area on distance</div></div> | | | |
| All distances are measured as a straight-line from the home address to the nearest school pedestrian gate. | | | |
| For the full admission arrangement and detailed oversubscription criteria for St Lucia's CE Primary School, please visit the school's website. | | | |

Key Information for Parents

- Late applications are only considered after all on-time applications have been processed.
- To find your catchment or nearest school, please use our mapping software – [Shropshire Council Maps](#)
- For further details on how places were allocated, please visit our web page - [How school places are allocated | Shropshire Council](#)



| | | |
|---|---|--|
| The Wilfred Owen School Monkmoor Campus, Woodcote Way, Shrewsbury SY2 5SH | Headteacher: Mrs Karen Matthews Tel: 01743 282360 https://wilfredowen.shropshire.sch.uk | Published Admission Number: 30 |
| DfE Number: 893 2139 | Pupils on roll January 2025: 191 | Age range: 3-11 |
| Type: Academy | Admission Authority: Empower Multi Academy Trust | |
| Year Reception Entry – September | 2025 | |
| Total applications received | 51 | |
| Total on-time 1 st preference applications received | 23 | |
| Total places allocated on National Offer Day | 27 (of which 23 were 1 st preference) | |
| Criteria & distance of last on-time place allocated | Out of area 1.314 miles | |
| Total Number of Appeals Heard | n/a | |
| Total Number of Appeals Upheld | n/a | |
| Oversubscription Criteria Summary: Children who have an Education, Health and Care Plan, which names the school which the child should attend because their needs can be met best by that particular school, will be offered places before other children <div><div>1.</div><div>Priority will be given to Looked After Children or Previously Looked after Children</div></div> <div><div>2.</div><div>Children living inside the catchment area who will have an older sibling of compulsory school age at the school on the day they are due to start</div></div> <div><div>3.</div><div>Children of staff members who have been continuously employed at The Wilfred Owen School, on a permanent contract, for at least two years at the time of application.</div></div> <div><div>4.</div><div>All other applicants living within catchment area by distance.</div></div> <div><div>5.</div><div>Children outside the catchment area with an older sibling on roll at the school when they are due to start</div></div> <div><div>6.</div><div>All other children living outside the catchment area on distance</div></div> <div><div>All distances are measured as a straight-line from the home address to the nearest school pedestrian gate.</div></div> <div><div>For the full admission arrangement and detailed oversubscription criteria for The Wilfred Owen School, please visit the school’s website.</div></div> | | |

Key Information for Parents

- Late applications are only considered after all on-time applications have been processed.
- To find your catchment or nearest school, please use our mapping software – [Shropshire Council Maps](#)
- For further details on how places were allocated, please visit our web page - [How school places are allocated | Shropshire Council](#)

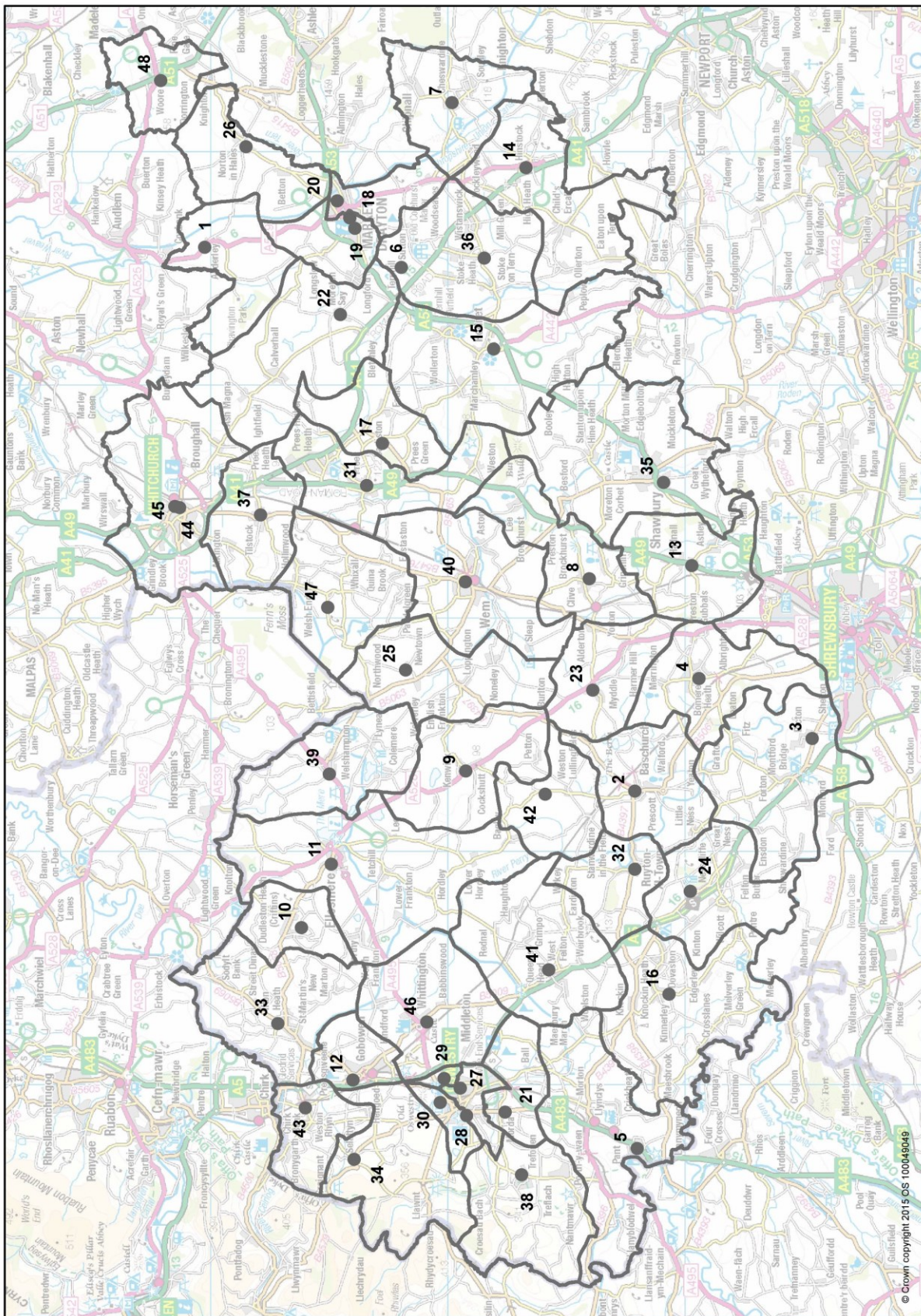


| | | | |
|--|--|--|---|
| Woodfield Infant School Woodfield Road, Shrewsbury, SY3 8LU | | Headteacher: Mrs Rebecca Preece Tel: 01743 343812 www.woodfield.shropshire.sch.uk | Published Admission Number: 90 |
| DfE Number: 893 2086 | | Pupils on roll January 2025: 254 | Age range: 3-7 |
| Type: Academy | | Admission Authority: Empower Multi Academy Trust | |
| Year Reception Entry – September | | 2025 | |
| Total applications received | | 155 | |
| Total on-time 1 st preference applications received | | 75 | |
| Total places allocated on National Offer Day | | 84 (of which 75 were 1 st preference) | |
| Criteria & distance of last on-time place allocated | | Out of area 17.150 miles | |
| Total Number of Appeals Heard | | n/a | |
| Total Number of Appeals Upheld | | n/a | |
| Oversubscription Criteria Summary: Children who have an Education, Health and Care Plan, which names the school which the child should attend because their needs can be met best by that particular school, will be offered places before other children | | | |
| <div><div>1.</div><div>Priority will be given to Looked After Children or Previously Looked after Children</div></div> <div><div>2.</div><div>Children living inside the catchment area who will have an older sibling of compulsory school age at the infant school on the day they are due to start</div></div> <div><div>3.</div><div>All other applicants living within catchment area who have an older sibling at St George's CE Junior School on the day they are due to start school.</div></div> <div><div>4.</div><div>All other children living in the catchment area on distance</div></div> <div><div>5.</div><div>Children outside the catchment area with an older sibling on roll at the infant school when they are due to start</div></div> <div><div>6.</div><div>All other applicants living outside the catchment area who have a older sibling at St George's CE Junior School on the day they are due to start school</div></div> <div><div>7.</div><div>All other children living outside the catchment area on distance</div></div> | | | |
| <i>All distances are measured as a straight-line from the home address to the nearest school pedestrian gate.</i> | | | |
| For the full admission arrangement and detailed oversubscription criteria for Woodfield Infant School, please visit the school's website. | | | |

Key Information for Parents

- Late applications are only considered after all on-time applications have been processed.
- To find your catchment or nearest school, please use our mapping software – [Shropshire Council Maps](#)
- For further details on how places were allocated, please visit our web page - [How school places are allocated | Shropshire Council](#)


Map showing location and catchment areas of Primary Schools in NORTH area



KEY / LIST OF SCHOOLS OVERLEAF

Primary Schools in North Shropshire Key

1. Adderley CE Primary
2. Baschurch CE Primary
3. Bicton CE Primary & Nursery
4. Bomere Heath CE Primary
5. Bryn Offa CE Primary
6. Buntingsdale Primary
7. Cheswardine CE Primary & Nursery
8. Clive CE Primary & Nursery
9. Cockshutt CE Primary & Nursery
10. Criftins CE Primary
11. Ellesmere Primary
12. Gobowen Primary
13. Hadnall CE Primary
14. Hinstock Primary
15. Hodnet Primary
16. Kinnerley CE Primary
17. Lower Heath CE Primary Clunbury CE Primary
18. Market Drayton Infant & Nursery
19. Market Drayton Junior
20. Market Drayton, Longlands Primary
21. Morda CE Primary
22. Moreton Say CE Primary
23. Myddle CE Primary
24. Nesscliffe, St Andrew's CE Primary
25. Newtown CE Primary
26. Norton-in-Hales CE Primary
27. Oswestry, Holy Trinity CE Primary & Nursery
28. Oswestry, Our Lady & St Oswald's Catholic Primary
29. Oswestry, The Meadows Primary
30. Oswestry, Woodside Primary
31. Prees CE Primary
32. St John the Baptist CE Primary & Nursery
33. St Martins School (Primary Phase)
34. Selattyn CE Primary
35. Shawbury, St Mary's CE Primary
36. Stoke-On-Tern Primary
37. Tilstock CE Primary
38. Trefonen CE Primary
39. Welshampton CE Primary
40. Wem, St Peter's CE Primary
41. West Felton CE Primary
42. Weston Lullingfields CE Primary
43. Weston Rhyn Primary
44. Whitchurch CE Infant & Nursery
45. Whitchurch CE Junior
46. Whittington CE Primary
47. Whixall CE Primary
48. Woore Primary & Nursery



| | | |
|--|---|--|
| Adderley CE Primary Adderley, Market Drayton TF9 3TF | Headteacher: Mrs S Henney (Executive Head) Tel: 01630 653829 https://adderley.shropshire.sch.uk/ | Published Admission Number: 8 |
| DfE Number: 893 3001 | Pupils on roll January 2025: 30 | Age range: 2-11 |
| Type: Controlled | Admission Authority: Shropshire Council | |

| Year Reception Entry – September | 2025 |
|--|--------------------------|
| Total applications received | 22 |
| Total on-time 1 st preference applications received | 10 |
| Total places allocated on National Offer Day | 10 |
| Total of 1 st preferences allocated on National Offer Day | 10 |
| Criteria & distance of last on-time place allocated | Out of area 19.774 miles |
| Total Number of Appeals Heard | n/a |
| Total Number of Appeals Upheld | n/a |

Oversubscription Criteria Summary:

Children who have an Education, Health and Care Plan, which names the school which the child should attend because their needs can be met best by that particular school, will be offered places before other children

1. Priority will be given to Looked After Children or Previously Looked after Children
2. Very exceptionally, priority may be given to a child who has a particular health reason requiring them to attend a specific school
3. Children living inside the catchment area who will have an older sibling of compulsory school age at the school on the day they are due to start
4. Children living inside the catchment area by distance
5. Children of staff members who have been continuously employed at Adderley CE Primary School either
 - a) on a permanent contract, for at least two years at the time of application
 - b) have been recruited to fill a vacant post where there is a demonstrable skill shortage
6. Children outside the catchment area with an older sibling on roll at the school when they are due to start
7. All other children living outside the catchment area on distance

All distances are measured as a straight-line from the home address to the nearest school pedestrian gate.

For the full admission arrangement and detailed oversubscription criteria for Adderley CE Primary School, please visit the school's website.

Key Information for Parents

- Late applications are only considered after all on-time applications have been processed.
- To find your catchment or nearest school, please use our mapping software – [Shropshire Council Maps](#)
- For further details on how places were allocated, please visit our web page - [How school places are allocated | Shropshire Council](#)



| | | |
|---|--|---|
| Baschurch CE Primary Eyton Lane, Baschurch, Shrewsbury, SY4 2AU | Headteacher: Mrs C Williams (Executive Head) Tel: 01939 260443 www.baschurchprimary.org.uk | Published Admission Number: 30 |
| DfE Number: 893 3301 | Pupils on roll January 2025: 207 | Age range: 5-11 |
| Type: Aided | Admission Authority: Governing Body | |
| Year Reception Entry – September | | 2025 |
| Total applications received | | 46 |
| Total on-time 1 st preference applications received | | 22 |
| Total places allocated on National Offer Day | | 25 |
| Total of 1st preferences allocated on National Offer Day | | 22 |
| Criteria & distance of last on-time place allocated | | Out of area 6.677 miles |
| Total Number of Appeals Heard | | n/a |
| Total Number of Appeals Upheld | | n/a |
| Oversubscription Criteria Summary: Children who have an Education, Health and Care Plan, which names the school which the child should attend because their needs can be met best by that particular school, will be offered places before other children <ol style="list-style-type: none">1. Priority will be given to Looked After Children or Previously Looked after Children2. Very exceptionally, priority may be given to a child who has a particular health reason requiring them to attend a specific school3. Children who live in the catchment area, whose parents can demonstrate their commitment to regular and faithful worship, evidenced by a letter from a vicar, priest or minister.4. Children living inside the catchment area who will have an older sibling of compulsory school age at the school on the day they are due to start5. All other applicants living within catchment area by distance.6. Children who live outside the catchment area, whose parents can demonstrate their commitment to regular and faithful worship, evidenced by a letter from a vicar, priest or minister.7. Children outside the catchment area with an older sibling on roll at the school when they are due to start8. All other children living outside the catchment area on distance <i>All distances are measured as a straight-line from the home address to the nearest school pedestrian gate.</i> For the full admission arrangement and detailed oversubscription criteria for Baschurch CE Primary School, please visit the school's website. | | |

Key Information for Parents

- Late applications are only considered after all on-time applications have been processed.
- To find your catchment or nearest school, please use our mapping software – [Shropshire Council Maps](#)
- For further details on how places were allocated, please visit our web page - [How school places are allocated | Shropshire Council](#)



| | | |
|---|---|---|
| Bicton CE Primary & Nursery Bicton Lane, Bicton Shrewsbury SY3 8EH | Headteacher: Ms Eleanor Mavin (Executive Head Mrs J Ball) Tel: 01743 850212 www.bictonschool.org.uk/ | Published Admission Number: <div style="font-size: 2em; text-align: center;">21</div> |
| DfE Number: 893 3012 | Pupils on roll January 2025: 104 | Age range: 2-11 |
| Type: Academy | Admission Authority: Shropshire Church of England Academies Trust | |

| Year Reception Entry – September | 2025 |
|--|-------------------------|
| Total applications received | 35 |
| Total on-time 1 st preference applications received | 13 |
| Total places allocated on National Offer Day | 13 |
| Total of 1st preferences allocated on National Offer Day | 13 |
| Criteria & distance of last on-time place allocated | Out of area 3.959 miles |
| Total Number of Appeals Heard | n/a |
| Total Number of Appeals Upheld | n/a |

Oversubscription Criteria Summary:

Children who have an Education, Health and Care Plan, which names the school which the child should attend because their needs can be met best by that particular school, will be offered places before other children

1. Priority will be given to Looked After Children or Previously Looked after Children
2. Very exceptionally, priority may be given to a child who has a particular health reason requiring them to attend a specific school
3. Children living inside the catchment area who will have an older sibling of compulsory school age at the school on the day they are due to start
4. Children living inside the catchment area by distance
5. Children of staff members who have been continuously employed at Bicton CE Primary School either
 - a) on a permanent contract, for at least two years at the time of application
 - b) have been recruited to fill a vacant post where there is a demonstrable skill shortage
6. Children outside the catchment area with an older sibling on roll at the school when they are due to start
7. All other children living outside the catchment area on distance

All distances are measured as a straight-line from the home address to the nearest school pedestrian gate.

For the full admission arrangement and detailed oversubscription criteria for Bicton CE Primary School, please visit the school's website.

Key Information for Parents

- Late applications are only considered after all on-time applications have been processed.
- To find your catchment or nearest school, please use our mapping software – [Shropshire Council Maps](#)
- For further details on how places were allocated, please visit our web page - [How school places are allocated | Shropshire Council](#)



| | | |
|--|--|---|
| Bomere Heath CE Primary The Crescent, Bomere Heath Shrewsbury SY4 3PQ | Headteacher: Ms Sallie Roberts Tel: 01939 290359 (Executive Head: Mrs J Ball) https://bomereheathschool.org.uk/ | Published Admission Number: <div>20</div> |
| DfE Number: 893 3090 | Pupils on roll January 2025: 128 | Age range: 5-11 |
| Type: Academy | Admission Authority: Shropshire Church of England Academies Trust | |
| Year Reception Entry – September | | 2025 |
| Total applications received | | 24 |
| Total on-time 1 st preference applications received | | 13 |
| Total places allocated on National Offer Day | | 14 |
| Total of 1st preferences allocated on National Offer Day | | 13 |
| Criteria & distance of last on-time place allocated | | Out of area 15.637 miles |
| Total Number of Appeals Heard | | n/a |
| Total Number of Appeals Upheld | | n/a |
| <p>Oversubscription Criteria Summary:</p> <p>Children who have an Education, Health and Care Plan, which names the school which the child should attend because their needs can be met best by that particular school, will be offered places before other children</p> <ol style="list-style-type: none"> 1. Priority will be given to Looked After Children or Previously Looked after Children 2. Very exceptionally, priority may be given to a child who has a particular health reason requiring them to attend a specific school 3. Children living inside the catchment area who will have an older sibling of compulsory school age at the school on the day they are due to start 4. Children living inside the catchment area by distance 5. Children of staff members who have been continuously employed at Bomere Heath CE Primary School either <ol style="list-style-type: none"> a) on a permanent contract, for at least two years at the time of application b) have been recruited to fill a vacant post where there is a demonstrable skill shortage 6. Children outside the catchment area with an older sibling on roll at the school when they are due to start 7. All other children living outside the catchment area on distance <p><i>All distances are measured as a straight-line from the home address to the nearest school pedestrian gate.</i></p> <p>For the full admission arrangement and detailed oversubscription criteria for Bomere Heath CE Primary School, please visit the school's website.</p> | | |

Key Information for Parents

- Late applications are only considered after all on-time applications have been processed.
- To find your catchment or nearest school, please use our mapping software – [Shropshire Council Maps](#)
- For further details on how places were allocated, please visit our web page - [How school places are allocated | Shropshire Council](#)



| | | |
|---|---|---|
| Bryn Offa CE Primary Rockwell Lane, Pant Oswestry SY10 9QR | Headteacher: Mrs Celine Keleher Tel: 01691 830621 https://brynoffa.shropshire.sch.uk/ | Published Admission Number: <div style="font-size: 2em; text-align: center;">20</div> |
| DfE Number: 893 3155 | Pupils on roll January 2025: 129 | Age range: 5-11 |
| Type: Controlled | Admission Authority: Shropshire Council | |

| Year Reception Entry – September | 2025 |
|--|-----------------------|
| Total applications received | 18 |
| Total on-time 1 st preference applications received | 12 |
| Total places allocated on National Offer Day | 12 |
| Total of 1st preferences allocated on National Offer Day | 13 |
| Criteria & distance of last on-time place allocated | Catchment 3.087 miles |
| Total Number of Appeals Heard | n/a |
| Total Number of Appeals Upheld | n/a |

Oversubscription Criteria Summary:

Children who have an Education, Health and Care Plan, which names the school which the child should attend because their needs can be met best by that particular school, will be offered places before other children

1. Priority will be given to Looked After Children or Previously Looked after Children
2. Very exceptionally, priority may be given to a child who has a particular health reason requiring them to attend a specific school
3. Children living inside the catchment area who will have an older sibling of compulsory school age at the school on the day they are due to start
4. All other applicants living within catchment area by distance.
5. Children of staff members who have been continuously employed at Bryn Offa CE Primary School, on a permanent contract, for at least two years at the time of application and/or where the member of staff is recruited to fill a vacant post at the school for which there is a demonstrable skill shortage.
6. Children outside the catchment area with an older sibling on roll at the school when they are due to start
7. All other children living outside the catchment area on distance

All distances are measured as a straight-line from the home address to the nearest school pedestrian gate.

For the full admission arrangement and detailed oversubscription criteria for Bryn Offa CE Primary School, please visit the school's website.

Key Information for Parents

- Late applications are only considered after all on-time applications have been processed.
- To find your catchment or nearest school, please use our mapping software – [Shropshire Council Maps](#)
- For further details on how places were allocated, please visit our web page - [How school places are allocated | Shropshire Council](#)



| | | |
|--|---|---|
| Buntingsdale Primary Buntingsdale Park, Tern Hill Market Drayton TF 9 2HB | Headteacher: Mrs Clare Elkes Tel: 01630 638370 www.buntingsdale.shropshire.sch.uk/ | Published Admission Number: <div style="font-size: 2em; text-align: center;">15</div> |
| DfE Number: 893 2101 | Pupils on roll January 2025: 76 | Age range: 3-11 |
| Type: Community | Admission Authority: Shropshire Council | |

| Year Reception Entry – September | 2025 |
|--|---------------------------------|
| Total applications received | 14 |
| Total on-time 1 st preference applications received | 8 |
| Total places allocated on National Offer Day | 11 |
| Total of 1st preferences allocated on National Offer Day | 8 |
| Criteria & distance of last on-time place allocated | Out of area sibling 1.837 miles |
| Total Number of Appeals Heard | n/a |
| Total Number of Appeals Upheld | n/a |

Oversubscription Criteria Summary:

Children who have an Education, Health and Care Plan, which names the school which the child should attend because their needs can be met best by that particular school, will be offered places before other children

1. Priority will be given to Looked After Children or Previously Looked after Children
2. Very exceptionally, priority may be given to a child who has a particular health reason requiring them to attend a specific school
3. Children living inside the catchment area who will have an older sibling of compulsory school age at the school on the day they are due to start
4. Children living inside the catchment area by distance
5. Children of staff members who have been continuously employed at Buntingsdale Primary School either
 - a) on a permanent contract, for at least two years at the time of application
 - b) have been recruited to fill a vacant post where there is a demonstrable skill shortage
6. Children outside the catchment area with an older sibling on roll at the school when they are due to start
7. All other children living outside the catchment area on distance

All distances are measured as a straight-line from the home address to the nearest school pedestrian gate.

For the full admission arrangement and detailed oversubscription criteria for Buntingsdale Primary School, please visit the school's website.

Key Information for Parents

- Late applications are only considered after all on-time applications have been processed.
- To find your catchment or nearest school, please use our mapping software – [Shropshire Council Maps](#)
- For further details on how places were allocated, please visit our web page - [How school places are allocated | Shropshire Council](#)



| | | |
|--|---|--|
| Cheswardine Primary & Nursery Glebe Close, Cheswardine Market Drayton TF9 2RU | Headteacher: Mrs R Williams (Executive Head) Tel: 01630 817640 https://cheswardineschool.org.uk/ | Published Admission Number: 12 |
| DfE Number: 893 2015 | Pupils on roll January 2025: 42 | Age range: 3-11 |
| Type: Academy | Admission Authority: Collective Vision Trust | |
| Year Reception Entry – September | 2025 | |
| Total applications received | 8 | |
| Total on-time 1 st preference applications received | 4 | |
| Total places allocated on National Offer Day | 4 | |
| Total of 1st preferences allocated on National Offer Day | 4 | |
| Criteria & distance of last on-time place allocated | Out of area 3.222 miles | |
| Total Number of Appeals Heard | n/a | |
| Total Number of Appeals Upheld | n/a | |
| Oversubscription Criteria Summary: | | |
| Children who have an Education, Health and Care Plan, which names the school which the child should attend because their needs can be met best by that particular school, will be offered places before other children | | |
| <div><div>1.</div><div>Priority will be given to Looked After Children or Previously Looked after Children</div></div> <div><div>2.</div><div>Very exceptionally, priority may be given to a child who has a particular health reason requiring them to attend a specific school</div></div> <div><div>3.</div><div>Children living inside the catchment area who will have an older sibling of compulsory school age at the school on the day they are due to start</div></div> <div><div>4.</div><div>All other applicants living within catchment area by distance.</div></div> <div><div>5.</div><div>Children outside the catchment area with an older sibling on roll at the school when they are due to start</div></div> <div><div>6.</div><div>All other children living outside the catchment area on distance</div></div> | | |
| All distances are measured as a straight-line from the home address to the nearest school pedestrian gate. | | |
| For the full admission arrangement and detailed oversubscription criteria for Cheswardine Primary School, please visit the school's website. | | |

Key Information for Parents

- Late applications are only considered after all on-time applications have been processed.
- To find your catchment or nearest school, please use our mapping software – [Shropshire Council Maps](#)
- For further details on how places were allocated, please visit our web page - [How school places are allocated | Shropshire Council](#)



| | | |
|--|--|---|
| Clive CE Primary & Nursery The Hill, Grinshill, Shrewsbury SY4 3LF | Headteacher: Mrs N Brayford (Executive Head) Tel: 01939 220385 www.clivecofeprimaryschool.co.uk/ | Published Admission Number: 12 |
| DfE Number: 893 3026 | Pupils on roll January 2025: 80 | Age range: 3-11 |
| Type: Academy | Admission Authority: Fields Multi-Academy Trust | |
| Year Reception Entry – September | | 2025 |
| Total applications received | | 32 |
| Total on-time 1 st preference applications received | | 10 |
| Total places allocated on National Offer Day | | 10 |
| Total of 1st preferences allocated on National Offer Day | | 10 |
| Criteria & distance of last on-time place allocated | | Out of area 2.394 miles |
| Total Number of Appeals Heard | | n/a |
| Total Number of Appeals Upheld | | n/a |
| Oversubscription Criteria Summary: Children who have an Education, Health and Care Plan, which names the school which the child should attend because their needs can be met best by that particular school, will be offered places before other children <ol style="list-style-type: none">1. Priority will be given to Looked After Children or Previously Looked after Children2. Children living inside the catchment area who will have an older sibling of compulsory school age at the school on the day they are due to start3. All other applicants living within catchment area by distance.4. Children outside the catchment area with an older sibling on roll at the school when they are due to start5. All other children living outside the catchment area on distance <i>All distances are measured as a straight-line from the home address to the nearest school pedestrian gate.</i> For the full admission arrangement and detailed oversubscription criteria for Clive CE Primary School, please visit the school’s website. | | |

Key Information for Parents

- Late applications are only considered after all on-time applications have been processed.
- To find your catchment or nearest school, please use our mapping software – [Shropshire Council Maps](#)
- For further details on how places were allocated, please visit our web page - [How school places are allocated | Shropshire Council](#)



| | | |
|--|--|---|
| Cockshutt CE Primary & Nursery Shrewsbury Road, Cockshutt Ellesmere, SY12 0JE | Headteacher: Ms K Baker Tel: 01939 270616 www.cockshuttcofeprimary.org.uk/ | Published Admission Number: <div style="font-size: 2em; text-align: center;">15</div> |
| DfE Number: 893 3027 | Pupils on roll January 2025: 66 | Age range: 2-11 |
| Type: Academy | Admission Authority: Marches Academy Trust | |

| Year Reception Entry – September | 2025 |
|--|-------------------------|
| Total applications received | 12 |
| Total on-time 1 st preference applications received | 4 |
| Total places allocated on National Offer Day | 4 |
| Total of 1st preferences allocated on National Offer Day | 4 |
| Criteria & distance of last on-time place allocated | Out of area 1.420 miles |
| Total Number of Appeals Heard | n/a |
| Total Number of Appeals Upheld | n/a |

Oversubscription Criteria Summary:

Children who have an Education, Health and Care Plan, which names the school which the child should attend because their needs can be met best by that particular school, will be offered places before other children

1. Priority will be given to Looked After Children or Previously Looked after Children
2. Very exceptionally, priority may be given to a child who has a particular health reason requiring them to attend a specific school
3. Children living inside the catchment area who will have an older sibling of compulsory school age at the school on the day they are due to start
4. Children living inside the catchment area by distance
5. Children of staff members who have been continuously employed at Cockshutt CE Primary School either
 - a) on a permanent contract, for at least two years at the time of application
 - b) have been recruited to fill a vacant post where there is a demonstrable skill shortage
6. Children outside the catchment area with an older sibling on roll at the school when they are due to start
7. All other children living outside the catchment area on distance

All distances are measured as a straight-line from the home address to the nearest school pedestrian gate.

For the full admission arrangement and detailed oversubscription criteria for Cockshutt CE Primary School, please visit the school's website.

Key Information for Parents

- Late applications are only considered after all on-time applications have been processed.
- To find your catchment or nearest school, please use our mapping software – [Shropshire Council Maps](#)
- For further details on how places were allocated, please visit our web page - [How school places are allocated | Shropshire Council](#)



| | | |
|--|---|---|
| Criftins CE Primary Criftins, Ellesmere SY12 9LT | Headteacher: Mrs M Jones (Executive Head) Tel: 01691 690207 www.criftins.shropshire.sch.uk/ | Published Admission Number: 12 |
| DfE Number: 893 3031 | Pupils on roll January 2025: 91 | Age range: 5-11 |
| Type: Academy | Admission Authority: Marches Academy Trust | |

| Year Reception Entry – September | 2025 |
|--|-------------------------|
| Total applications received | 25 |
| Total on-time 1 st preference applications received | 3 |
| Total places allocated on National Offer Day | 3 |
| Total of 1st preferences allocated on National Offer Day | 3 |
| Criteria & distance of last on-time place allocated | Out of area 2.998 miles |
| Total Number of Appeals Heard | n/a |
| Total Number of Appeals Upheld | n/a |

Oversubscription Criteria Summary:

Children who have an Education, Health and Care Plan, which names the school which the child should attend because their needs can be met best by that particular school, will be offered places before other children

1. Priority will be given to Looked After Children or Previously Looked after Children
2. Very exceptionally, priority may be given to a child who has a particular health reason requiring them to attend a specific school
3. Children living inside the catchment area who will have an older sibling of compulsory school age at the school on the day they are due to start
4. All other applicants living within catchment area by distance.
5. Children of staff members who have been continuously employed at Criftins CE Primary School, on a permanent contract, for at least two years at the time of application and/or the member of staff is recruited to fill a vacant post at the school for which there is a demonstrable skill shortage.
6. Children outside the catchment area with an older sibling on roll at the school when they are due to start
7. All other children living outside the catchment area on distance

All distances are measured as a straight-line from the home address to the nearest school pedestrian gate.

For the full admission arrangement and detailed oversubscription criteria for Criftins CE Primary School, please visit the school's website.

Key Information for Parents

- Late applications are only considered after all on-time applications have been processed.
- To find your catchment or nearest school, please use our mapping software – [Shropshire Council Maps](#)
- For further details on how places were allocated, please visit our web page - [How school places are allocated | Shropshire Council](#)



| | | | |
|--|--|---|---|
| Ellesmere Primary Elson Road, Ellesmere SY12 9EU | | Headteacher: Mrs N Bond Tel: 01691 622288 https://ellesmereprimaryschool.org.uk/ | Published Admission Number: 45 |
| DfE Number: 893 2044 | | Pupils on roll January 2025: 336 | Age range: 3-11 |
| Type: Academy | | Admission Authority: North West Academies Trust | |
| Year Reception Entry – September | | 2025 | |
| Total applications received | | 56 | |
| Total on-time 1 st preference applications received | | 45 | |
| Total places allocated on National Offer Day | | 48 | |
| Total of 1st preferences allocated on National Offer Day | | 45 | |
| Criteria & distance of last on-time place allocated | | Out of area 6.514 miles | |
| Total Number of Appeals Heard | | n/a | |
| Total Number of Appeals Upheld | | n/a | |
| Oversubscription Criteria Summary: Children who have an Education, Health and Care Plan, which names the school which the child should attend because their needs can be met best by that particular school, will be offered places before other children <ol style="list-style-type: none">1. Priority will be given to Looked After Children or Previously Looked after Children2. Children living inside the catchment area who will have an older sibling of compulsory school age at the school on the day they are due to start3. All other applicants living within catchment area by distance.4. Children of staff members who have been continuously employed at Ellesmere Primary School, on a permanent contract, for at least two years at the time of application and/or the member of staff is recruited to fill a vacant post at the school for which there is a demonstrable skill shortage. This includes seasonal employment totalling two years.5. Children outside the catchment area with a sibling on roll at the school when they are due to start6. All other children living outside the catchment area on distance <i>All distances are measured as a straight-line from the home address to the nearest school pedestrian gate.</i> For the full admission arrangement and detailed oversubscription criteria for Ellesmere Primary School, please visit the school's website. | | | |

Key Information for Parents

- Late applications are only considered after all on-time applications have been processed.
- To find your catchment or nearest school, please use our mapping software – [Shropshire Council Maps](#)
- For further details on how places were allocated, please visit our web page - [How school places are allocated | Shropshire Council](#)



| | | |
|--|--|---|
| Gobowen Primary School Lane, Gobowen Oswestry SY 11 3LD | Headteacher: Mr R Walsh Tel: 01691 661343 www.gobowenschool.co.uk/ | Published Admission Number: <div style="font-size: 2em; text-align: center;">30</div> |
| DfE Number: 893 2046 | Pupils on roll January 2025: 186 | Age range: 3-11 |
| Type: Community | Admission Authority: Shropshire Council | |

| Year Reception Entry – September | 2025 |
|--|-----------------------|
| Total applications received | 69 |
| Total on-time 1 st preference applications received | 38 |
| Total places allocated on National Offer Day | 34 |
| Total of 1st preferences allocated on National Offer Day | 34 |
| Criteria & distance of last on-time place allocated | Catchment 0.679 miles |
| Total Number of Appeals Heard | n/a |
| Total Number of Appeals Upheld | n/a |

Oversubscription Criteria Summary:

Children who have an Education, Health and Care Plan, which names the school which the child should attend because their needs can be met best by that particular school, will be offered places before other children

1. Priority will be given to Looked After Children or Previously Looked after Children
2. Very exceptionally, priority may be given to a child who has a particular health reason requiring them to attend a specific school
3. Children living inside the catchment area who will have an older sibling of compulsory school age at the school on the day they are due to start
4. Children living inside the catchment area by distance
5. Children of staff members who have been continuously employed at Gobowen Primary School either
 - a) on a permanent contract, for at least two years at the time of application and/or
 - b) have been recruited to fill a vacant post where there is a demonstrable skill shortage
6. Children outside the catchment area with an older sibling on roll at the school when they are due to start
7. All other children living outside the catchment area on distance

All distances are measured as a straight-line from the home address to the nearest school pedestrian gate.

For the full admission arrangement and detailed oversubscription criteria for Gobowen Primary School, please visit the school's website.

Key Information for Parents

- Late applications are only considered after all on-time applications have been processed.
- To find your catchment or nearest school, please use our mapping software – [Shropshire Council Maps](#)
- For further details on how places were allocated, please visit our web page - [How school places are allocated | Shropshire Council](#)



| | | |
|---|---|---|
| Hadnall CE Primary Astley Lane, Hadnall Shrewsbury SY4 4BE | Headteacher: Mrs F Jackson Tel: 01939 210323 www.hadnallcofeprimary.org.uk/ | Published Admission Number: <div style="font-size: 2em; text-align: center;">15</div> |
| DfE Number: 893 3046 | Pupils on roll January 2025: 118 | Age range: 5-11 |
| Type: Controlled | Admission Authority: Shropshire Council | |

| Year Reception Entry – September | 2025 |
|--|-------------------------|
| Total applications received | 51 |
| Total on-time 1 st preference applications received | 22 |
| Total places allocated on National Offer Day | 15 |
| Total of 1st preferences allocated on National Offer Day | 15 |
| Criteria & distance of last on-time place allocated | Out of area 2.035 miles |
| Total Number of Appeals Heard | n/a |
| Total Number of Appeals Upheld | n/a |

Oversubscription Criteria Summary:

Children who have an Education, Health and Care Plan, which names the school which the child should attend because their needs can be met best by that particular school, will be offered places before other children

1. Priority will be given to Looked After Children or Previously Looked after Children
2. Very exceptionally, priority may be given to a child who has a particular health reason requiring them to attend a specific school
3. Children living inside the catchment area who will have an older sibling of compulsory school age at the school on the day they are due to start
4. Children living inside the catchment area by distance
5. Children of staff members who have been continuously employed at Hadnall CE Primary School either
 - c) on a permanent contract, for at least two years at the time of application and/or
 - d) have been recruited to fill a vacant post where there is a demonstrable skill shortage
6. Children outside the catchment area with an older sibling on roll at the school when they are due to start
7. All other children living outside the catchment area on distance

All distances are measured as a straight-line from the home address to the nearest school pedestrian gate.

For the full admission arrangement and detailed oversubscription criteria for Hadnall CE Primary School, please visit the school's website.

Key Information for Parents

- Late applications are only considered after all on-time applications have been processed.
- To find your catchment or nearest school, please use our mapping software – [Shropshire Council Maps](#)
- For further details on how places were allocated, please visit our web page - [How school places are allocated | Shropshire Council](#)



| | | |
|---|--|---|
| Hinstock Primary Hinstock, Market Drayton TF9 2TE | Headteacher: Mrs R Williams Tel: 01952 971280 www.hinstockprimary.co.uk/index.asp | Published Admission Number: 17 |
| DfE Number: 893 2054 | Pupils on roll January 2025: 108 | Age range: 5-11 |
| Type: Academy | Admission Authority: Collective Vision Trust | |

| Year Reception Entry – September | 2025 |
|--|-------------------------|
| Total applications received | 22 |
| Total on-time 1 st preference applications received | 12 |
| Total places allocated on National Offer Day | 14 |
| Total of 1st preferences allocated on National Offer Day | 12 |
| Criteria & distance of last on-time place allocated | Out of area 4.773 miles |
| Total Number of Appeals Heard | n/a |
| Total Number of Appeals Upheld | n/a |

Oversubscription Criteria Summary:

Children who have an Education, Health and Care Plan, which names the school which the child should attend because their needs can be met best by that particular school, will be offered places before other children

1. Priority will be given to Looked After Children or Previously Looked after Children
2. Very exceptionally, priority may be given to a child who has a particular health reason requiring them to attend a specific school
3. Children living inside the catchment area who will have an older sibling of compulsory school age at the school on the day they are due to start
4. All other applicants living within catchment area by distance.
5. Children outside the catchment area with an older sibling on roll at the school when they are due to start
6. All other children living outside the catchment area on distance

All distances are measured as a straight-line from the home address to the nearest school pedestrian gate.

For the full admission arrangement and detailed oversubscription criteria for Hinstock Primary School, please visit the school's website.

Key Information for Parents

- Late applications are only considered after all on-time applications have been processed.
- To find your catchment or nearest school, please use our mapping software – [Shropshire Council Maps](#)
- For further details on how places were allocated, please visit our web page - [How school places are allocated | Shropshire Council](#)



| | | |
|---|--|--|
| Hodnet Primary Shrewsbury Road, Hodnet Market Drayton TF9 3NS | Headteacher: Mrs P Lyall Tel: 01630 685300 https://hodnetschool.co.uk/ | Published Admission Number: 29 |
| DfE Number: 893 2055 | Pupils on roll January 2025: 191 | Age range: 5-11 |
| Type: Academy | Admission Authority: 3-18 Education Trust | |
| Year Reception Entry – September | | 2025 |
| Total applications received | | 52 |
| Total on-time 1 st preference applications received | | 30 |
| Total places allocated on National Offer Day | | 29 |
| Total of 1st preferences allocated on National Offer Day | | 29 |
| Criteria & distance of last on-time place allocated | | Out of area 4.969 miles |
| Total Number of Appeals Heard | | n/a |
| Total Number of Appeals Upheld | | n/a |
| Oversubscription Criteria Summary: Children who have an Education, Health and Care Plan, which names the school which the child should attend because their needs can be met best by that particular school, will be offered places before other children <ol style="list-style-type: none">1. Priority will be given to Looked After Children or Previously Looked after Children2. Children living inside the catchment area who will have a sibling of compulsory school age at the school on the day they are due to start3. Children of staff members who have been continuously employed at Hodnet Primary School either,<ol style="list-style-type: none">a) on a permanent contract, for at least two years at the time of applicationb) have been recruited to fill a vacant post where there is a demonstrable skill shortage4. All other applicants living within catchment area by distance.5. Children outside the catchment area with a sibling on roll at the school when they are due to start6. All other children living outside the catchment area on distance <i>All distances are measured as a straight-line from the home address to the nearest school pedestrian gate.</i> For the full admission arrangement and detailed oversubscription criteria for Hodnet Primary School, please visit the school's website. | | |

Key Information for Parents

- Late applications are only considered after all on-time applications have been processed.
- To find your catchment or nearest school, please use our mapping software – [Shropshire Council Maps](#)
- For further details on how places were allocated, please visit our web page - [How school places are allocated | Shropshire Council](#)



| | | |
|--|--|---|
| Kinnerley CE Primary School Road, Kinnerley Oswestry SY10 8DF | Headteacher: Mrs E Madin Tel: 01691 682289 https://kinnerley.westcliffefederation.co.uk/ | Published Admission Number: 16 |
| DfE Number: 893 3058 | Pupils on roll January 2025: 60 | Age range: 2-11 |
| Type: Controlled | Admission Authority: Shropshire Council | |
| Year Reception Entry – September | | 2025 |
| Total applications received | | 18 |
| Total on-time 1 st preference applications received | | 9 |
| Total places allocated on National Offer Day | | 9 |
| Total of 1st preferences allocated on National Offer Day | | 9 |
| Criteria & distance of last on-time place allocated | | Out of area 5.187 miles |
| Total Number of Appeals Heard | | n/a |
| Total Number of Appeals Upheld | | n/a |
| Oversubscription Criteria Summary: Children who have an Education, Health and Care Plan, which names the school which the child should attend because their needs can be met best by that particular school, will be offered places before other children | | |
| <div><div>1.</div><div>Priority will be given to Looked After Children or Previously Looked after Children</div></div> <div><div>2.</div><div>Very exceptionally, priority may be given to a child who has a particular health reason requiring them to attend a specific school</div></div> <div><div>3.</div><div>Children living inside the catchment area who will have an older sibling of compulsory school age at the school on the day they are due to start</div></div> <div><div>4.</div><div>All other applicants living within catchment area by distance.</div></div> <div><div>5.</div><div>Children of staff members who have been continuously employed at Kinnerley CE Primary School either,<div><div>a)</div><div>on a permanent contract, for at least two years at the time of application</div></div><div><div>b)</div><div>have been recruited to fill a vacant post where there is a demonstrable skill shortage.</div></div></div></div> <div><div>6.</div><div>Children outside the catchment area with an older sibling on roll at the school when they are due to start.</div></div> <div><div>7.</div><div>All other children living outside the catchment area on distance</div></div> | | |
| <i>All distances are measured as a straight-line from the home address to the nearest school pedestrian gate.</i> | | |
| For the full admission arrangement and detailed oversubscription criteria for Kinnerley CE Primary School, please visit the school's website. | | |

Key Information for Parents

- Late applications are only considered after all on-time applications have been processed.
- To find your catchment or nearest school, please use our mapping software – [Shropshire Council Maps](#)
- For further details on how places were allocated, please visit our web page - [How school places are allocated | Shropshire Council](#)

| | | |
|---|--|---|
| Lower Heath CE Primary Lower, Whitchurch SY13 2BT | Headteacher: Ms H Reynolds Tel: 01948 840524 https://lowerheath.co.uk/ | Published Admission Number: 15 |
| DfE Number: 893 3070 | Pupils on roll January 2025: 87 | Age range: 3-11 |
| Type: Academy | Admission Authority: Marches Academy Trust | |
| Year Reception Entry – September | | 2025 |
| Total applications received | | 44 |
| Total on-time 1 st preference applications received | | 15 |
| Total places allocated on National Offer Day | | 15 |
| Total of 1st preferences allocated on National Offer Day | | 14 |
| Criteria & distance of last on-time place allocated | | Out of area 4.592 miles |
| Total Number of Appeals Heard | | n/a |
| Total Number of Appeals Upheld | | n/a |
| Oversubscription Criteria Summary: Children who have an Education, Health and Care Plan, which names the school which the child should attend because their needs can be met best by that particular school, will be offered places before other children <ol style="list-style-type: none">1. Priority will be given to Looked After Children or Previously Looked after Children2. Very exceptionally, priority may be given to a child who has a particular health reason requiring them to attend a specific school3. Children living inside the catchment area who will have a sibling of compulsory school age at the school on the day they are due to start4. All other applicants living within catchment area by distance.5. Children of staff members who have been continuously employed at Lower Heath CE Primary School on a permanent contract, for at least two years at the time of application and/or have been recruited to fill a vacant post where there is a demonstrable skill shortage6. Children outside the catchment area with a sibling on roll at the school when they are due to start7. All other children living outside the catchment area on distance <i>All distances are measured as a straight-line from the home address to the nearest school pedestrian gate.</i> For the full admission arrangement and detailed oversubscription criteria for Lower Heath CE Primary School, please visit the school's website. | | |

Key Information for Parents

- Late applications are only considered after all on-time applications have been processed.
- To find your catchment or nearest school, please use our mapping software – [Shropshire Council Maps](#)
- For further details on how places were allocated, please visit our web page - [How school places are allocated | Shropshire Council](#)

| | | |
|--|--|---|
| Market Drayton Infant & Nursery Longslow Road, Market Drayton TF9 3BA | Headteacher: Mrs K Simmons Tel: 01630 652303 https://marketdraytoninfants.co.uk/ | Published Admission Number: 90 |
| DfE Number: 893 2070 | Pupils on roll January 2025: 246 | Age range: 2-7 |
| Type: Academy | Admission Authority: Empower Multi Academy Trust | |
| Year Reception Entry – September | | 2025 |
| Total applications received | | 108 |
| Total on-time 1 st preference applications received | | 87 |
| Total places allocated on National Offer Day | | 90 |
| Total of 1st preferences allocated on National Offer Day | | 87 |
| Criteria & distance of last on-time place allocated | | Out of area 4.835 miles |
| Total Number of Appeals Heard | | n/a |
| Total Number of Appeals Upheld | | n/a |
| Oversubscription Criteria Summary: Children who have an Education, Health and Care Plan, which names the school which the child should attend because their needs can be met best by that particular school, will be offered places before other children <div><div>1.</div><div>Priority will be given to Looked After Children or Previously Looked after Children</div></div> <div><div>2.</div><div>Children living inside the catchment area who will have an older sibling of compulsory school age at the school on the day they are due to start</div></div> <div><div>3.</div><div>Children living within catchment area who have an older sibling at Market Drayton Junior School on the day they are due to start school.</div></div> <div><div>4.</div><div>All other children living in the catchment area on distance</div></div> <div><div>5.</div><div>Children living outside the catchment area with an older sibling on roll at the school when they are due to start</div></div> <div><div>6.</div><div>Children living outside the catchment area who have an older sibling at Market Drayton Junior School on the day they are due to start school</div></div> <div><div>7.</div><div>All other children living outside the catchment area on distance</div></div> <div><i>All distances are measured as a straight-line from the home address to the nearest school pedestrian gate.</i></div> <div>For the full admission arrangement and detailed oversubscription criteria for Market Drayton Infants School, please visit the school's website.</div> | | |

Key Information for Parents

- Late applications are only considered after all on-time applications have been processed.
- To find your catchment or nearest school, please use our mapping software – [Shropshire Council Maps](#)
- For further details on how places were allocated, please visit our web page - [How school places are allocated | Shropshire Council](#)

| | | |
|---|--|---|
| Market Drayton Junior Alexander Road, Market Drayton TF9 3HU | Headteacher: Ms E Tibbitts Tel: 01630 652769 https://marketdraytonjunior.co.uk/ | Published Admission Number: 90 |
| DfE Number: 893 2122 | Pupils on roll January 2025: 337 | Age range: 7-11 |
| Type: Academy | Admission Authority: Empower Multi Academy Trust | |

| Year Reception Entry – September | 2025 |
|--|--------------------|
| Total applications received | 82 |
| Total on-time 1 st preference applications received | 79 |
| Total places allocated on National Offer Day | 81 |
| Total of 1st preferences allocated on National Offer Day | 79 |
| Criteria & distance of last on-time place allocated | Feeder 7.325 miles |
| Total Number of Appeals Heard | n/a |
| Total Number of Appeals Upheld | n/a |

Oversubscription Criteria Summary:

Children who have an Education, Health and Care Plan, which names the school which the child should attend because their needs can be met best by that particular school, will be offered places before other children

1. Priority will be given to Looked After Children or Previously Looked after Children
2. Children who have attended Market Drayton Infant School in Year 2 at the point of application to transfer to Year 3 will be given priority
3. Children living inside the catchment area who will have an older sibling of compulsory school age at the school on the day they are due to start
4. Children living within the catchment area who have a younger sibling at Market Drayton Infant School on the day they are due to start school.
5. All other children living in the catchment area on distance
6. Children outside the catchment area with an older sibling on roll at the school when they are due to start
7. Children living outside the catchment area who have a younger sibling at Market Drayton Infant School on the day they are due to start school
8. All other children living outside the catchment area on distance

All distances are measured as a straight-line from the home address to the nearest school pedestrian gate.

For the full admission arrangement and detailed oversubscription criteria for Market Drayton Junior School, please visit the school's website.

Key Information for Parents

- Late applications are only considered after all on-time applications have been processed.
- To find your catchment or nearest school, please use our mapping software – [Shropshire Council Maps](#)
- For further details on how places were allocated, please visit our web page - [How school places are allocated | Shropshire Council](#)

| | | |
|--|--|---|
| Market Drayton, Longlands Primary Linden Way, Market Drayton TF9 1QU | Headteacher: Mrs Lisa Millington Tel: 01630 652312 (Rowena Kaminski – Executive Head) https://longlandsprimaryschool.co.uk/ | Published Admission Number: 30 |
| DfE Number: 893 2006 | Pupils on roll January 2025: 175 | Age range: 2-11 |
| Type: Academy | Admission Authority: Marches Academy Trust | |

| Year Reception Entry – September | 2025 |
|--|---------------------------|
| Total applications received | 50 |
| Total on-time 1 st preference applications received | 26 |
| Total places allocated on National Offer Day | 26 |
| Total of 1st preferences allocated on National Offer Day | 26 |
| Criteria & distance of last on-time place allocated | Out of area 106.400 miles |
| Total Number of Appeals Heard | n/a |
| Total Number of Appeals Upheld | n/a |

Oversubscription Criteria Summary:

Children who have an Education, Health and Care Plan, which names the school which the child should attend because their needs can be met best by that particular school, will be offered places before other children

1. Priority will be given to Looked After Children or Previously Looked after Children
2. Very exceptionally, priority may be given to a child who has a particular health reason requiring them to attend a specific school
3. Children living inside the catchment area who will have a sibling of compulsory school age at the school on the day they are due to start
4. All other applicants living within catchment area by distance.
5. Children of staff members who have been continuously employed at Longlands Primary School on a permanent contract, for at least two years at the time of application and/or have been recruited to fill a vacant post where there is a demonstrable skill shortage
6. Children living outside the catchment area with a sibling on roll at the school when they are due to start
7. All other children living outside the catchment area on distance

All distances are measured as a straight-line from the home address to the nearest school pedestrian gate.

For the full admission arrangement and detailed oversubscription criteria for Longlands Primary School, please visit the school's website.

Key Information for Parents

- Late applications are only considered after all on-time applications have been processed.
- To find your catchment or nearest school, please use our mapping software – [Shropshire Council Maps](#)
- For further details on how places were allocated, please visit our web page - [How school places are allocated | Shropshire Council](#)



| | | |
|---|---|---|
| Morda CE Primary Morda, Oswestry SY10 9NR | Headteacher: Ms Helen Chapman Tel: 01691 652025 https://www.morda.shropshire.sch.uk/ | Published Admission Number: 20 |
| DfE Number: 893 3074 | Pupils on roll January 2025: 116 | Age range: 5-11 |
| Type: Controlled | Admission Authority: Shropshire Council | |

| Year Reception Entry – September | 2025 |
|--|-------------------------|
| Total applications received | 32 |
| Total on-time 1 st preference applications received | 21 |
| Total places allocated on National Offer Day | 20 |
| Total of 1st preferences allocated on National Offer Day | 20 |
| Criteria & distance of last on-time place allocated | Out of area 0.570 miles |
| Total Number of Appeals Heard | n/a |
| Total Number of Appeals Upheld | n/a |

Oversubscription Criteria Summary:

Children who have an Education, Health and Care Plan, which names the school which the child should attend because their needs can be met best by that particular school, will be offered places before other children

1. Priority will be given to Looked After Children or Previously Looked after Children
2. Very exceptionally, priority may be given to a child who has a particular health reason requiring them to attend a specific school
3. Children living inside the catchment area who will have an older sibling of compulsory school age at the school on the day they are due to start
4. Children living inside the catchment area by distance
5. Children of staff members who have been continuously employed at Morda CE Primary School either
 - a) on a permanent contract, for at least two years at the time of application and/or
 - b) have been recruited to fill a vacant post where there is a demonstrable skill shortage
6. Children living outside the catchment area with an older sibling on roll at the school when they are due to start
7. All other children

All distances are measured as a straight-line from the home address to the nearest school pedestrian gate.

For the full admission arrangement and detailed oversubscription criteria for Morda CE Primary School, please visit the school's website.

Key Information for Parents

- Late applications are only considered after all on-time applications have been processed.
- To find your catchment or nearest school, please use our mapping software – [Shropshire Council Maps](#)
- For further details on how places were allocated, please visit our web page - [How school places are allocated | Shropshire Council](#)



| | | |
|--|---|---|
| Moreton Say CE Primary Moreton Say, Market Drayton TF9 3RS | Headteacher: Mrs S Henney (Executive Head) Tel: 01630 638465 https://moretonsay.shropshire.sch.uk/ | Published Admission Number: 15 |
| DfE Number: 893 3077 | Pupils on roll January 2025: 98 | Age range: 2-11 |
| Type: Controlled | Admission Authority: Shropshire Council | |
| Year Reception Entry – September | | 2025 |
| Total applications received | | 29 |
| Total on-time 1 st preference applications received | | 18 |
| Total places allocated on National Offer Day | | 15 |
| Total of 1st preferences allocated on National Offer Day | | 15 |
| Criteria & distance of last on-time place allocated | | Out of area 2.164 miles |
| Total Number of Appeals Heard | | n/a |
| Total Number of Appeals Upheld | | n/a |
| Oversubscription Criteria Summary: Children who have an Education, Health and Care Plan, which names the school which the child should attend because their needs can be met best by that particular school, will be offered places before other children <ol style="list-style-type: none">1. Priority will be given to Looked After Children or Previously Looked after Children2. Very exceptionally, priority may be given to a child who has a particular health reason requiring them to attend a specific school3. Children living inside the catchment area who will have an older sibling of compulsory school age at the school on the day they are due to start4. Children living inside the catchment area by distance5. Children of staff members who have been continuously employed at Moreton Say CE Primary School either<ol style="list-style-type: none">c) on a permanent contract, for at least two years at the time of application and/ord) have been recruited to fill a vacant post where there is a demonstrable skill shortage6. Children living outside the catchment area with an older sibling on roll at the school when they are due to start7. All other children <i>All distances are measured as a straight-line from the home address to the nearest school pedestrian gate.</i> For the full admission arrangement and detailed oversubscription criteria for Moreton Say Primary School, please visit the school’s website. | | |

Key Information for Parents

- Late applications are only considered after all on-time applications have been processed.
- To find your catchment or nearest school, please use our mapping software – [Shropshire Council Maps](#)
- For further details on how places were allocated, please visit our web page - [How school places are allocated | Shropshire Council](#)



| | | | |
|--|--|---|---|
| Myddle CE Primary Myddle, Shrewsbury SY4 3RP | | Headteacher: Mrs C Williams (Executive Head) Tel: 01939 290834 https://myddleschool.org.uk/ | Published Admission Number: 12 |
| DfE Number: 893 3079 | Pupils on roll January 2025: 103 | Age range: 2-11 | |
| Type: Controlled | Admission Authority: Shropshire Council | | |
| Year Reception Entry – September | | 2025 | |
| Total applications received | | 27 | |
| Total on-time 1 st preference applications received | | 9 | |
| Total places allocated on National Offer Day | | 9 | |
| Total of 1st preferences allocated on National Offer Day | | 9 | |
| Criteria & distance of last on-time place allocated | | Out of area sibling 2.636 miles | |
| Total Number of Appeals Heard | | n/a | |
| Total Number of Appeals Upheld | | n/a | |
| Oversubscription Criteria Summary: | | | |
| Children who have an Education, Health and Care Plan, which names the school which the child should attend because their needs can be met best by that particular school, will be offered places before other children | | | |
| <div><div>1.</div><div>Priority will be given to Looked After Children or Previously Looked after Children</div></div> <div><div>2.</div><div>Very exceptionally, priority may be given to a child who has a particular health reason requiring them to attend a specific school</div></div> <div><div>3.</div><div>Children living inside the catchment area who will have an older sibling of compulsory school age at the school on the day they are due to start</div></div> <div><div>4.</div><div>Children living inside the catchment area by distance</div></div> <div><div>5.</div><div>Children of staff members who have been continuously employed at Myddle CE Primary School either<div><div>a)</div><div>on a permanent contract, for at least two years at the time of application and/or</div></div><div><div>b)</div><div>have been recruited to fill a vacant post where there is a demonstrable skill shortage</div></div></div></div> <div><div>6.</div><div>Children outside the catchment area with an older sibling on roll at the school when they are due to start</div></div> <div><div>7.</div><div>All other children</div></div> | | | |
| All distances are measured as a straight-line from the home address to the nearest school pedestrian gate. | | | |
| For the full admission arrangement and detailed oversubscription criteria for Myddle CE Primary School, please visit the school’s website. | | | |

Key Information for Parents

- Late applications are only considered after all on-time applications have been processed.
- To find your catchment or nearest school, please use our mapping software – [Shropshire Council Maps](#)
- For further details on how places were allocated, please visit our web page - [How school places are allocated | Shropshire Council](#)



| | | |
|---|---|---|
| Nesscliffe, St Andrew's CE Primary Nesscliffe, Shrewsbury SY4 1DB | Headteacher: Mrs S Burgoyne Tel: 01743 741331 https://standrews.westcliffefederation.co.uk/ | Published Admission Number: <div style="font-size: 2em; text-align: center;">12</div> |
| DfE Number: 893 3044 | Pupils on roll January 2025: 75 | Age range: 3-11 |
| Type: Controlled | Admission Authority: Shropshire Council | |

| Year Reception Entry – September | 2025 |
|--|-------------------------|
| Total applications received | 23 |
| Total on-time 1 st preference applications received | 15 |
| Total places allocated on National Offer Day | 15 |
| Total of 1st preferences allocated on National Offer Day | 15 |
| Criteria & distance of last on-time place allocated | Out of area 7.241 miles |
| Total Number of Appeals Heard | n/a |
| Total Number of Appeals Upheld | n/a |

Oversubscription Criteria Summary:

Children who have an Education, Health and Care Plan, which names the school which the child should attend because their needs can be met best by that particular school, will be offered places before other children

1. Priority will be given to Looked After Children or Previously Looked after Children
2. Very exceptionally, priority may be given to a child who has a particular health reason requiring them to attend a specific school
3. Children living inside the catchment area who will have an older sibling of compulsory school age at the school on the day they are due to start
4. Children living inside the catchment area by distance
5. Children of staff members who have been continuously employed at St Andrew's CE Primary School either
 - a) on a permanent contract, for at least two years at the time of application and/or
 - b) have been recruited to fill a vacant post where there is a demonstrable skill shortage
6. Children outside the catchment area with an older sibling on roll at the school when they are due to start
7. All other children

All distances are measured as a straight-line from the home address to the nearest school pedestrian gate.

For the full admission arrangement and detailed oversubscription criteria for St Andrew's CE Primary School, please visit the school's website.

Key Information for Parents

- Late applications are only considered after all on-time applications have been processed.
- To find your catchment or nearest school, please use our mapping software – [Shropshire Council Maps](#)
- For further details on how places were allocated, please visit our web page - [How school places are allocated | Shropshire Council](#)



| | | | |
|---|--|---|---|
| Newtown CE Primary Newtown, Wem Shrewsbury SY4 5NU | | Headteacher: Mr B Crompton (Executive Head) Tel: 01939 233353 www.newtowncofeprimary.co.uk/ | Published Admission Number: 20 |
| DfE Number: 893 3083 | Pupils on roll January 2025: 81 | Age range: 3-11 | |
| Type: Controlled | Admission Authority: Shropshire Council | | |
| Year Reception Entry – September | | 2025 | |
| Total applications received | | 24 | |
| Total on-time 1 st preference applications received | | 6 | |
| Total places allocated on National Offer Day | | 7 | |
| Total of 1st preferences allocated on National Offer Day | | 6 | |
| Criteria & distance of last on-time place allocated | | Out of area 3.11 miles | |
| Total Number of Appeals Heard | | n/a | |
| Total Number of Appeals Upheld | | n/a | |
| Oversubscription Criteria Summary: | | | |
| Children who have an Education, Health and Care Plan, which names the school which the child should attend because their needs can be met best by that particular school, will be offered places before other children | | | |
| <div><div>1.</div><div>Priority will be given to Looked After Children or Previously Looked after Children</div></div> <div><div>2.</div><div>Very exceptionally, priority may be given to a child who has a particular health reason requiring them to attend a specific school</div></div> <div><div>3.</div><div>Children living inside the catchment area who will have an older sibling of compulsory school age at the school on the day they are due to start</div></div> <div><div>4.</div><div>Children living inside the catchment area by distance</div></div> <div><div>5.</div><div>Children of staff members who have been continuously employed at Newtown CE Primary School either<div><div>a)</div><div>on a permanent contract, for at least two years at the time of application and/or</div></div><div><div>c)</div><div>have been recruited to fill a vacant post where there is a demonstrable skill shortage</div></div></div></div> <div><div>6.</div><div>Children outside the catchment area with an older sibling on roll at the school when they are due to start</div></div> <div><div>7.</div><div>All other children</div></div> | | | |
| <i>All distances are measured as a straight-line from the home address to the nearest school pedestrian gate.</i> | | | |
| For the full admission arrangement and detailed oversubscription criteria for Newtown CE Primary School, please visit the school's website. | | | |

Key Information for Parents

- Late applications are only considered after all on-time applications have been processed.
- To find your catchment or nearest school, please use our mapping software – [Shropshire Council Maps](#)
- For further details on how places were allocated, please visit our web page - [How school places are allocated | Shropshire Council](#)



| | | |
|---|---|---|
| Norton-in-Hales CE Primary Main Road, Norton In Hales, Market Drayton TF9 4AT | Headteacher: Mrs A Alkureshi Tel: 01630 653084 www.nortoninhalesschool.org/ | Published Admission Number: 15 |
| DfE Number: 893 3084 | Pupils on roll January 2025: 62 | Age range: 3-11 |
| Type: Controlled | Admission Authority: Shropshire Council | |
| Year Reception Entry – September | 2025 | |
| Total applications received | 12 | |
| Total on-time 1 st preference applications received | 12 | |
| Total places allocated on National Offer Day | 12 | |
| Total of 1st preferences allocated on National Offer Day | 12 | |
| Criteria & distance of last on-time place allocated | Out of area sibling 3.452 miles | |
| Total Number of Appeals Heard | n/a | |
| Total Number of Appeals Upheld | n/a | |
| Oversubscription Criteria Summary: | | |
| Children who have an Education, Health and Care Plan, which names the school which the child should attend because their needs can be met best by that particular school, will be offered places before other children | | |
| <div><div>1.</div><div>Priority will be given to Looked After Children or Previously Looked after Children</div></div> <div><div>2.</div><div>Very exceptionally, priority may be given to a child who has a particular health reason requiring them to attend a specific school</div></div> <div><div>3.</div><div>Children living inside the catchment area who will have an older sibling of compulsory school age at the school on the day they are due to start</div></div> <div><div>4.</div><div>Children living inside the catchment area by distance</div></div> <div><div>5.</div><div>Children of staff members who have been continuously employed at Norton-in-Hales CE Primary School either</div></div> <div><div>a)</div><div>on a permanent contract, for at least two years at the time of application and/or</div></div> <div><div>b)</div><div>have been recruited to fill a vacant post where there is a demonstrable skill shortage</div></div> <div><div>6.</div><div>Children outside the catchment area with an older sibling on roll at the school when they are due to start</div></div> <div><div>7.</div><div>All other children</div></div> | | |
| <i>All distances are measured as a straight-line from the home address to the nearest school pedestrian gate.</i> | | |
| For the full admission arrangement and detailed oversubscription criteria for Norton-In Hales CE Primary School, please visit the school’s website. | | |

Key Information for Parents

- Late applications are only considered after all on-time applications have been processed.
- To find your catchment or nearest school, please use our mapping software – [Shropshire Council Maps](#)
- For further details on how places were allocated, please visit our web page - [How school places are allocated | Shropshire Council](#)



| | | | |
|---|--|--|---|
| Oswestry, Holy Trinity CE Primary & Nursery Middleton Road, Oswestry SY11 2LF | | Headteacher: Mrs L Hopley (Executive Head) Tel: 01691 654832 www.holytrinitycepa.co.uk | Published Admission Number: 50 |
| DfE Number: 893 5203 | Pupils on roll January 2025: 226 | Age range: 3-11 | |
| Type: Academy | Admission Authority: CCET St Chad's Academies Trust | | |
| Year Reception Entry – September | | 2025 | |
| Total applications received | | 57 | |
| Total on-time 1 st preference applications received | | 34 | |
| Total places allocated on National Offer Day | | 35 | |
| Total of 1st preferences allocated on National Offer Day | | 34 | |
| Criteria & distance of last on-time place allocated | | Out of area 1.247 miles | |
| Total Number of Appeals Heard | | n/a | |
| Total Number of Appeals Upheld | | n/a | |
| Oversubscription Criteria Summary: Children who have an Education, Health and Care Plan, which names the school which the child should attend because their needs can be met best by that particular school, will be offered places before other children <ol style="list-style-type: none">1. Priority will be given to Looked After Children or Previously Looked after Children2. Very exceptionally, priority may be given to a child who has a particular health reason requiring them to attend a specific school3. Children living inside the catchment area who will have an older sibling of compulsory school age at the school on the day they are due to start4. All other applicants living within catchment area by distance.5. Children outside the catchment area with an older sibling on roll at the school when they are due to start6. Children of staff members who have been continuously employed at Holy Trinity CE Primary School, on a permanent contract, for at least two years at the time of application and/or the member of staff is recruited to fill a vacant post for which there is a demonstrable skill shortage7. All other children living outside the catchment area on distance <i>All distances are measured as a straight-line from the home address to the nearest school pedestrian gate.</i> For the full admission arrangement and detailed oversubscription criteria for Holy Trinity CE Primary School, please visit the school's website. | | | |

Key Information for Parents


- Late applications are only considered after all on-time applications have been processed.
- To find your catchment or nearest school, please use our mapping software – [Shropshire Council Maps](#)
- For further details on how places were allocated, please visit our web page - [How school places are allocated | Shropshire Council](#)



| | | |
|--|---|---|
| Oswestry, Our Lady & St Oswald's Catholic Primary Upper Brook Street, Oswestry SY11 2TG | Headteacher: Mrs M Price Tel: 01691 652849 www.osoprimary.co.uk/ | Published Admission Number: <div>20</div> |
| DfE Number: 893 3353 | Pupils on roll January 2025: 137 | Age range: 5-11 |
| Type: Aided | Admission Authority: Governing Body | |
| Year Reception Entry – September | | 2025 |
| Total applications received | | 35 |
| Total on-time 1 st preference applications received | | 17 |
| Total places allocated on National Offer Day | | 17 |
| Total of 1st preferences allocated on National Offer Day | | 17 |
| Criteria & distance of last on-time place allocated | | Distance 0.882 miles |
| Total Number of Appeals Heard | | n/a |
| Total Number of Appeals Upheld | | n/a |
| <p>Oversubscription Criteria Summary:</p> <p>Children who have an Education, Health and Care Plan, which names the school which the child should attend because their needs can be met best by that particular school, will be offered places before other children</p> <ol style="list-style-type: none"> 1. Looked after and previously looked after children. 2. Catholic children who are resident in the parish of Our Lady & St Oswald's Catholic Church 3. Other Catholic children. 4. Catechumens and members of an Eastern Christian Church. 5. Children of other Christian denominations whose membership is evidenced by a minister of religion. 6. Children of other faiths whose membership is evidenced by a religious leader. 7. Any other children <p><i>All distances are measured as a straight-line from the home address to the nearest school pedestrian gate.</i></p> <p>For the full admission arrangement and detailed oversubscription criteria for Our Lady and St Oswald's Catholic Primary School, please visit the school's website.</p> | | |

Key Information for Parents

- Late applications are only considered after all on-time applications have been processed.
- To find your catchment or nearest school, please use our mapping software – [Shropshire Council Maps](#)
- For further details on how places were allocated, please visit our web page - [How school places are allocated | Shropshire Council](#)



| | | |
|--|---|--|
| Oswestry, The Meadows Primary Harlech Road, Oswestry SY11 2EA | Headteacher: Mrs Angie Jones Tel: 01691 656080 www.meadows.shropshire.sch.uk/ | Published Admission Number: <div style="font-size: 2em; font-weight: bold;">38</div> |
| DfE Number: 893 2194 | Pupils on roll January 2025: 267 | Age range: 5-11 |
| Type: Community | Admission Authority: Shropshire Council | |

| Year Reception Entry – September | 2025 |
|--|-------------------------|
| Total applications received | 85 |
| Total on-time 1 st preference applications received | 45 |
| Total places allocated on National Offer Day | 46 |
| Total of 1st preferences allocated on National Offer Day | 45 |
| Criteria & distance of last on-time place allocated | Out of area 5.596 miles |
| Total Number of Appeals Heard | n/a |
| Total Number of Appeals Upheld | n/a |

Oversubscription Criteria Summary:

Children who have an Education, Health and Care Plan, which names the school which the child should attend because their needs can be met best by that particular school, will be offered places before other children

1. Priority will be given to Looked After Children or Previously Looked after Children
2. Very exceptionally, priority may be given to a child who has a particular health reason requiring them to attend a specific school
3. Children living inside the catchment area who will have an older sibling of compulsory school age at the school on the day they are due to start
4. Children living inside the catchment area by distance
5. Children of staff members who have been continuously employed at The Meadows Primary School either
 - a) on a permanent contract, for at least two years at the time of application and/or
 - b) have been recruited to fill a vacant post where there is a demonstrable skill shortage
6. Children outside the catchment area with an older sibling on roll at the school when they are due to start
7. All other children living outside the catchment area on distance

All distances are measured as a straight-line from the home address to the nearest school pedestrian gate.

For the full admission arrangement and detailed oversubscription criteria for The Meadows Primary School, please visit the school's website.

Key Information for Parents

- Late applications are only considered after all on-time applications have been processed.
- To find your catchment or nearest school, please use our mapping software – [Shropshire Council Maps](#)
- For further details on how places were allocated, please visit our web page - [How school places are allocated | Shropshire Council](#)



| | | |
|---|---|---|
| Oswestry, Woodside Primary Gittin Street, Oswestry SY11 1DT | Headteacher: Miss Claire Bennett Tel: 01691 652446 www.woodsideschool.co.uk/ | Published Admission Number: <div style="font-size: 2em; text-align: center;">90</div> |
| DfE Number: 893 2077 | Pupils on roll January 2025: 549 | Age range: 3-11 |
| Type: Academy | Admission Authority: Woodside Primary School | |

| Year Reception Entry – September | 2025 |
|--|-------------------------|
| Total applications received | 107 |
| Total on-time 1 st preference applications received | 56 |
| Total places allocated on National Offer Day | 58 |
| Total of 1st preferences allocated on National Offer Day | 56 |
| Criteria & distance of last on-time place allocated | Out of area 1.721 miles |
| Total Number of Appeals Heard | n/a |
| Total Number of Appeals Upheld | n/a |

Oversubscription Criteria Summary:

Children who have an Education, Health and Care Plan, which names the school which the child should attend because their needs can be met best by that particular school, will be offered places before other children

1. Priority will be given to Looked After Children or Previously Looked after Children
2. Children living inside the catchment area who will have a sibling of compulsory school age at the school on the day they are due to start
3. All other applicants living within catchment area by distance.
4. Children of staff members who have been continuously employed at Woodside Primary School, on a permanent contract, for at least two years at the time of application.
5. Children outside the catchment area with an older sibling on roll at the school when they are due to start
6. All other children living outside the catchment area on distance

All distances are measured as a straight-line from the home address to the nearest school pedestrian gate.

For the full admission arrangement and detailed oversubscription criteria for Woodside Primary School, please visit the school's website.

Key Information for Parents

- Late applications are only considered after all on-time applications have been processed.
- To find your catchment or nearest school, please use our mapping software – [Shropshire Council Maps](#)
- For further details on how places were allocated, please visit our web page - [How school places are allocated | Shropshire Council](#)



| | | |
|--|---|---|
| Prees CE Primary Cross End, Prees Whitchurch SY13 2ER | Headteacher: Miss N Brayford (Executive Head) Tel: 01948 840209 www.prees.shropshire.sch.uk/ | Published Admission Number: <h1>28</h1> |
| DfE Number: 893 3089 | Pupils on roll January 2025: 158 | Age range: 2-11 |
| Type: Academy | Admission Authority: Fields Multi-Academy Trust | |

| Year Reception Entry – September | 2025 |
|--|-------------------------|
| Total applications received | 42 |
| Total on-time 1 st preference applications received | 15 |
| Total places allocated on National Offer Day | 16 |
| Total of 1st preferences allocated on National Offer Day | 15 |
| Criteria & distance of last on-time place allocated | Out of area 5.019 miles |
| Total Number of Appeals Heard | n/a |
| Total Number of Appeals Upheld | n/a |

Oversubscription Criteria Summary:

Children who have an Education, Health and Care Plan, which names the school which the child should attend because their needs can be met best by that particular school, will be offered places before other children

1. Priority will be given to Looked After Children or Previously Looked after Children
2. Very exceptionally, priority may be given to a child who has a particular health reason requiring them to attend a specific school
3. Children living inside the catchment area who will have an older sibling of compulsory school age at the school on the day they are due to start
4. All other applicants living within catchment area by distance.
5. Children outside the catchment area with an older sibling on roll at the school when they are due to start
6. All other children living outside the catchment area on distance

All distances are measured as a straight-line from the home address to the nearest school pedestrian gate.

For the full admission arrangement and detailed oversubscription criteria for Prees CE Primary School, please visit the school's website.

Key Information for Parents

- Late applications are only considered after all on-time applications have been processed.
- To find your catchment or nearest school, please use our mapping software – [Shropshire Council Maps](#)
- For further details on how places were allocated, please visit our web page - [How school places are allocated | Shropshire Council](#)



| | | |
|---|---|---|
| St John the Baptist CE Primary & Nursery Church Street, Ruyton XI Towns Shrewsbury SY4 1LA | Headteacher: Ms K Farmer and Ms K Gregory Tel: 01939 260445 www.ruytonschool.org.uk/ | Published Admission Number: 20 |
| DfE Number: 893 3094 | Pupils on roll January 2025: 87 | Age range: 2-11 |
| Type: Academy | Admission Authority: Shropshire Church of England Academies Trust | |

| Year Reception Entry – September | 2025 |
|--|-------------------------|
| Total applications received | 47 |
| Total on-time 1 st preference applications received | 22 |
| Total places allocated on National Offer Day | 22 |
| Total of 1st preferences allocated on National Offer Day | 22 |
| Criteria & distance of last on-time place allocated | Out of area 6.487 miles |
| Total Number of Appeals Heard | n/a |
| Total Number of Appeals Upheld | n/a |

Oversubscription Criteria Summary:

Children who have an Education, Health and Care Plan, which names the school which the child should attend because their needs can be met best by that particular school, will be offered places before other children

1. Priority will be given to Looked After Children or Previously Looked after Children
2. Very exceptionally, priority may be given to a child who has a particular health reason requiring them to attend a specific school
3. Children living inside the catchment area who will have an older sibling of compulsory school age at the school on the day they are due to start
4. Children living inside the catchment area by distance
5. Children of staff members who have been continuously employed at St John the Baptist CE Primary School either
 - a) on a permanent contract, for at least two years at the time of application
 - b) have been recruited to fill a vacant post where there is a demonstrable skill shortage
6. Children outside the catchment area with an older sibling on roll at the school when they are due to start
7. All other children living outside the catchment area on distance

All distances are measured as a straight-line from the home address to the nearest school pedestrian gate.

For the full admission arrangement and detailed oversubscription criteria for St John the Baptist CE Primary School, please visit the school's website.

Key Information for Parents

- Late applications are only considered after all on-time applications have been processed.
- To find your catchment or nearest school, please use our mapping software – [Shropshire Council Maps](#)
- For further details on how places were allocated, please visit our web page - [How school places are allocated | Shropshire Council](#)



| | | |
|---|--|---|
| St Martins School (Primary Phase) Moors Bank, St Martins Oswestry SY10 7BD | Headteacher: Mrs A Pope (Acting Head) Tel: 01691 776500 https://stmartins3-16.org/ | Published Admission Number: 30 |
| DfE Number: 893 4002 | Pupils on roll January 2025: 202 | Age range: 3-16 |
| Type: Academy | Admission Authority: 3-18 Education Trust | |
| Year Reception Entry – September | | 2025 |
| Total applications received | | 46 |
| Total on-time 1 st preference applications received | | 29 |
| Total places allocated on National Offer Day | | 29 |
| Total of 1st preferences allocated on National Offer Day | | 29 |
| Criteria & distance of last on-time place allocated | | Out of area 4.278 miles |
| Total Number of Appeals Heard | | n/a |
| Total Number of Appeals Upheld | | n/a |
| Oversubscription Criteria Summary: | | |
| Children who have an Education, Health and Care Plan, which names the school which the child should attend because their needs can be met best by that particular school, will be offered places before other children | | |
| <div><div>1.</div><div>Priority will be given to Looked After Children or Previously Looked after Children</div></div> <div><div>2.</div><div>Children living inside the catchment area who will have a sibling of compulsory school age at the school on the day they are due to start</div></div> <div><div>3.</div><div>Children of staff members who have been continuously employed at St Martins Primary School either,<div><div>a)</div><div>on a permanent contract, for at least two years at the time of application</div></div><div><div>b)</div><div>have been recruited to fill a vacant post where there is a demonstrable skill shortage on a permanent contract.</div></div></div></div> <div><div>4.</div><div>All other applicants living within catchment area by distance.</div></div> <div><div>5.</div><div>Children outside the catchment area with a sibling on roll at the school when they are due to start</div></div> <div><div>6.</div><div>All other children living outside the catchment area on distance</div></div> | | |
| All distances are measured as a straight-line from the home address to the nearest school pedestrian gate. | | |
| For the full admission arrangement and detailed oversubscription criteria for St Martins School, please visit the school’s website. | | |

Key Information for Parents

- Late applications are only considered after all on-time applications have been processed.
- To find your catchment or nearest school, please use our mapping software – [Shropshire Council Maps](#)
- For further details on how places were allocated, please visit our web page - [How school places are allocated | Shropshire Council](#)



| | | |
|---|---|---|
| Selattyn CE Primary Selattyn, Oswestry SY10 7DH | Headteacher: Mr R Shepherd Tel: 01691 659744 www.selattyn.shropshire.sch.uk/ | Published Admission Number: 13 |
| DfE Number: 893 3097 | Pupils on roll January 2025: 77 | Age range: 5-11 |
| Type: Academy | Admission Authority: Marches Multi Academy Trust | |

| Year Reception Entry – September | 2025 |
|--|-------------------------|
| Total applications received | 19 |
| Total on-time 1 st preference applications received | 9 |
| Total places allocated on National Offer Day | 9 |
| Total of 1st preferences allocated on National Offer Day | 9 |
| Criteria & distance of last on-time place allocated | Out of area 4.666 miles |
| Total Number of Appeals Heard | n/a |
| Total Number of Appeals Upheld | n/a |

Oversubscription Criteria Summary:

Children who have an Education, Health and Care Plan, which names the school which the child should attend because their needs can be met best by that particular school, will be offered places before other children

1. Priority will be given to Looked After Children or Previously Looked after Children
2. Very exceptionally, priority may be given to a child who has a particular health reason requiring them to attend a specific school
3. Children living inside the catchment area who will have an older sibling of compulsory school age at the school on the day they are due to start
4. Children living inside the catchment area by distance
5. Children of staff members who have been continuously employed at Selattyn CE Primary School either
 - a) on a permanent contract, for at least two years at the time of application
 - b) have been recruited to fill a vacant post where there is a demonstrable skill shortage
6. Children outside the catchment area with an older sibling on roll at the school when they are due to start
7. All other children living outside the catchment area on distance

All distances are measured as a straight-line from the home address to the nearest school pedestrian gate.

For the full admission arrangement and detailed oversubscription criteria for Selattyn CE Primary School, please visit the school's website.

Key Information for Parents

- Late applications are only considered after all on-time applications have been processed.
- To find your catchment or nearest school, please use our mapping software – [Shropshire Council Maps](#)
- For further details on how places were allocated, please visit our web page - [How school places are allocated | Shropshire Council](#)



| | | |
|--|--|---|
| Shawbury, St Mary's CE Primary Poynton Road, Shawbury Shrewsbury SY4 4JR | Headteacher: Ms S North Tel: 01939 250323 www.shawburystmarys.org.uk/ | Published Admission Number: 38 |
| DfE Number: 893 3134 | Pupils on roll January 2025: 215 | Age range: 3-11 |
| Type: Academy | Admission Authority: Empower Multi-Academy Trust | |
| Year Reception Entry – September | | 2025 |
| Total applications received | | 43 |
| Total on-time 1 st preference applications received | | 26 |
| Total places allocated on National Offer Day | | 31 |
| Total of 1st preferences allocated on National Offer Day | | 26 |
| Criteria & distance of last on-time place allocated | | Out of area 14.387 miles |
| Total Number of Appeals Heard | | n/a |
| Total Number of Appeals Upheld | | n/a |
| Oversubscription Criteria Summary: Children who have an Education, Health and Care Plan, which names the school which the child should attend because their needs can be met best by that particular school, will be offered places before other children <ol style="list-style-type: none">1. Priority will be given to Looked After Children or Previously Looked after Children2. Children living inside the catchment area who will have an older sibling of compulsory school age at the school on the day they are due to start3. All other applicants living within catchment area by distance.4. Children outside the catchment area with an older sibling on roll at the school when they are due to start5. All other children living outside the catchment area on distance <i>All distances are measured as a straight-line from the home address to the nearest school pedestrian gate.</i> For the full admission arrangement and detailed oversubscription criteria for St Mary's CE Primary School, please visit the school's website. | | |

Key Information for Parents

- Late applications are only considered after all on-time applications have been processed.
- To find your catchment or nearest school, please use our mapping software – [Shropshire Council Maps](#)
- For further details on how places were allocated, please visit our web page - [How school places are allocated | Shropshire Council](#)



| | | | |
|---|--|--|---|
| Stoke-On-Tern Primary Rosehill Road, Stoke Heath Market Drayton TF9 2LF | | Headteacher: Mrs J Brotherhood & Mrs T Evans (Job Share) Tel: 01630 638332 https://www.stokeonternschool.org.uk/ | Published Admission Number: 20 |
| DfE Number: 893 2103 | Pupils on roll January 2025: 100 | Age range: 5-11 | |
| Type: Community | Admission Authority: Shropshire Council | | |
| Year Reception Entry – September | | 2025 | |
| Total applications received | | 29 | |
| Total on-time 1 st preference applications received | | 12 | |
| Total places allocated on National Offer Day | | 13 | |
| Total of 1st preferences allocated on National Offer Day | | 12 | |
| Criteria & distance of last on-time place allocated | | Out of area 1.597 miles | |
| Total Number of Appeals Heard | | n/a | |
| Total Number of Appeals Upheld | | n/a | |
| Oversubscription Criteria Summary: | | | |
| Children who have an Education, Health and Care Plan, which names the school which the child should attend because their needs can be met best by that particular school, will be offered places before other children | | | |
| <div><div></div><div><div>1.</div><div>Priority will be given to Looked After Children or Previously Looked after Children</div></div><div><div>2.</div><div>Very exceptionally, priority may be given to a child who has a particular health reason requiring them to attend a specific school</div></div><div><div>3.</div><div>Children living inside the catchment area who will have an older sibling of compulsory school age at the school on the day they are due to start</div></div><div><div>4.</div><div>Children living inside the catchment area by distance</div></div><div><div>5.</div><div>Children of staff members who have been continuously employed at Stoke-On-Tern Primary School either<div><div>a)</div><div>on a permanent contract, for at least two years at the time of application</div></div><div><div>b)</div><div>have been recruited to fill a vacant post where there is a demonstrable skill shortage</div></div></div><div><div>6.</div><div>Children outside the catchment area with an older sibling on roll at the school when they are due to start</div></div><div><div>7.</div><div>All other children living outside the catchment area on distance</div></div></div></div> | | | |
| All distances are measured as a straight-line from the home address to the nearest school pedestrian gate. | | | |
| For the full admission arrangement and detailed oversubscription criteria for Stoke-On-Tern Primary School, please visit the school's website. | | | |

Key Information for Parents

- Late applications are only considered after all on-time applications have been processed.
- To find your catchment or nearest school, please use our mapping software – [Shropshire Council Maps](#)
- For further details on how places were allocated, please visit our web page - [How school places are allocated | Shropshire Council](#)

| | | |
|---|--|---|
| Tilstock CE Primary Tilstock, Whitchurch SY13 3JL | Headteacher: Mrs R Kaminski Tel: 01948 880347 www.tilstockprimaryschool.co.uk/ | Published Admission Number: <div style="font-size: 2em; text-align: center;">10</div> |
| DfE Number: 893 2009 | Pupils on roll January 2025: 103 | Age range: 3-11 |
| Type: Academy | Admission Authority: Marches Academy Trust | |

| Year Reception Entry – September | 2025 |
|--|-------------------------|
| Total applications received | 44 |
| Total on-time 1 st preference applications received | 20 |
| Total places allocated on National Offer Day | 14 |
| Total of 1st preferences allocated on National Offer Day | 13 |
| Criteria & distance of last on-time place allocated | Out of area 2.115 miles |
| Total Number of Appeals Heard | n/a |
| Total Number of Appeals Upheld | n/a |

Oversubscription Criteria Summary:

Children who have an Education, Health and Care Plan, which names the school which the child should attend because their needs can be met best by that particular school, will be offered places before other children

1. Priority will be given to Looked After Children or Previously Looked after Children
2. Very exceptionally, priority may be given to a child who has a particular health reason requiring them to attend a specific school
3. Children living inside the catchment area who will have a sibling of compulsory school age at the school on the day they are due to start
4. All other applicants living within catchment area by distance.
5. Children of staff members who have been continuously employed at Tilstock CE Primary School on a permanent contract, for at least two years at the time of application and/or have been recruited to fill a vacant post where there is a demonstrable skill shortage
6. Children outside the catchment area with a sibling on roll at the school when they are due to start
7. All other children living outside the catchment area on distance

All distances are measured as a straight-line from the home address to the nearest school pedestrian gate.

For the full admission arrangement and detailed oversubscription criteria for Tilstock CE Primary School, please visit the school's website.

Key Information for Parents

- Late applications are only considered after all on-time applications have been processed.
- To find your catchment or nearest school, please use our mapping software – [Shropshire Council Maps](#)
- For further details on how places were allocated, please visit our web page - [How school places are allocated | Shropshire Council](#)



| | | |
|--|---|---|
| Trefonen CE Primary School Lane, Trefonen Oswestry SY10 9DY | Headteacher: Ms C Dunleavy Tel: 01691 652960 www.trefonenschool.co.uk/ | Published Admission Number: <div style="font-size: 2em; text-align: center;">22</div> |
| DfE Number: 893 3112 | Pupils on roll January 2025: 126 | Age range: 5-11 |
| Type: Controlled | Admission Authority: Shropshire Council | |

| Year Reception Entry – September | 2025 |
|--|-------------------------|
| Total applications received | 18 |
| Total on-time 1 st preference applications received | 7 |
| Total places allocated on National Offer Day | 9 |
| Total of 1st preferences allocated on National Offer Day | 7 |
| Criteria & distance of last on-time place allocated | Out of area 1.766 miles |
| Total Number of Appeals Heard | n/a |
| Total Number of Appeals Upheld | n/a |

Oversubscription Criteria Summary:

Children who have an Education, Health and Care Plan, which names the school which the child should attend because their needs can be met best by that particular school, will be offered places before other children

1. Priority will be given to Looked After Children or Previously Looked after Children
2. Very exceptionally, priority may be given to a child who has a particular health reason requiring them to attend a specific school
3. Children living inside the catchment area who will have an older sibling of compulsory school age at the school on the day they are due to start
4. Children living inside the catchment area by distance
5. Children of staff members who have been continuously employed at Trefonen CE Primary School either
 - a) on a permanent contract, for at least two years at the time of application
 - b) have been recruited to fill a vacant post where there is a demonstrable skill shortage
6. Children outside the catchment area with an older sibling on roll at the school when they are due to start
7. All other children living outside the catchment area on distance

All distances are measured as a straight-line from the home address to the nearest school pedestrian gate.

For the full admission arrangement and detailed oversubscription criteria for Trefonen CE Primary School, please visit the school's website.

Key Information for Parents

- Late applications are only considered after all on-time applications have been processed.
- To find your catchment or nearest school, please use our mapping software – [Shropshire Council Maps](#)
- For further details on how places were allocated, please visit our web page - [How school places are allocated | Shropshire Council](#)



| | | |
|--|---|---|
| Welshampton CE Primary Welshampton, Ellesmere SY12 0PG | Headteacher: Mr B Crompton (Executive Head) Tel: 01948 710325 www.welshamptonceprimary.co.uk/ | Published Admission Number: <div>12</div> |
| DfE Number: 893 3115 | Pupils on roll January 2025: 55 | Age range: 5-11 |
| Type: Controlled | Admission Authority: Shropshire Council | |
| Year Reception Entry – September | | 2025 |
| Total applications received | | 17 |
| Total on-time 1 st preference applications received | | 4 |
| Total places allocated on National Offer Day | | 4 |
| Total of 1st preferences allocated on National Offer Day | | 4 |
| Criteria & distance of last on-time place allocated | | Out of area 2.086 miles |
| Total Number of Appeals Heard | | n/a |
| Total Number of Appeals Upheld | | n/a |
| <p>Oversubscription Criteria Summary:</p> <p>Children who have an Education, Health and Care Plan, which names the school which the child should attend because their needs can be met best by that particular school, will be offered places before other children</p> <ol style="list-style-type: none"> 1. Priority will be given to Looked After Children or Previously Looked after Children 2. Very exceptionally, priority may be given to a child who has a particular health reason requiring them to attend a specific school 3. Children living inside the catchment area who will have an older sibling of compulsory school age at the school on the day they are due to start 4. Children living inside the catchment area by distance 5. Children of staff members who have been continuously employed at Welshampton CE Primary School either <ol style="list-style-type: none"> a) on a permanent contract, for at least two years at the time of application b) have been recruited to fill a vacant post where there is a demonstrable skill shortage 6. Children outside the catchment area with an older sibling on roll at the school when they are due to start 7. All other children living outside the catchment area on distance <p><i>All distances are measured as a straight-line from the home address to the nearest school pedestrian gate.</i></p> <p>For the full admission arrangement and detailed oversubscription criteria for Welshampton CE Primary School, please visit the school's website.</p> | | |

Key Information for Parents

- Late applications are only considered after all on-time applications have been processed.
- To find your catchment or nearest school, please use our mapping software – [Shropshire Council Maps](#)
- For further details on how places were allocated, please visit our web page - [How school places are allocated | Shropshire Council](#)



| | | |
|---|--|--|
| Wem, St Peter's CE Primary Shrubbery Gardens, Wem Shrewsbury SY4 5BX | Headteacher: Miss S Kynaston Tel: 01939 232292 https://stpetersschoolwem.org.uk/ | Published Admission Number: 60 |
| DfE Number: 893 3116 | Pupils on roll January 2025: 385 | Age range: 3-11 |
| Type: Academy | Admission Authority: Empower Multi-Academy Trust | |

| Year Reception Entry – September | 2025 |
|--|--------------------------|
| Total applications received | 71 |
| Total on-time 1 st preference applications received | 53 |
| Total places allocated on National Offer Day | 57 |
| Total of 1st preferences allocated on National Offer Day | 53 |
| Criteria & distance of last on-time place allocated | Out of area 33.588 miles |
| Total Number of Appeals Heard | n/a |
| Total Number of Appeals Upheld | n/a |

Oversubscription Criteria Summary:

Children who have an Education, Health and Care Plan, which names the school which the child should attend because their needs can be met best by that particular school, will be offered places before other children

1. Priority will be given to Looked After Children or Previously Looked after Children
2. Children living inside the catchment area who will have an older sibling of compulsory school age at the school on the day they are due to start
3. All other applicants living within catchment area by distance.
4. Children outside the catchment area with an older sibling on roll at the school when they are due to start
5. All other children living outside the catchment area on distance

All distances are measured as a straight-line from the home address to the nearest school pedestrian gate.

For the full admission arrangement and detailed oversubscription criteria for St Peter's CE Primary School, please visit the school's website.

Key Information for Parents

- Late applications are only considered after all on-time applications have been processed.
- To find your catchment or nearest school, please use our mapping software – [Shropshire Council Maps](#)
- For further details on how places were allocated, please visit our web page - [How school places are allocated | Shropshire Council](#)



| | | |
|---|---|---|
| West Felton CE Primary West Felton, Oswestry SY11 4JR | Headteacher: Mrs H Hughes Tel: 01691 610388 https://westfelton.westcliffefederation.co.uk/ | Published Admission Number: <div style="font-size: 2em; text-align: center;">15</div> |
| DfE Number: 893 3117 | Pupils on roll January 2025: 127 | Age range: 2-11 |
| Type: Controlled | Admission Authority: Shropshire Council | |

| Year Reception Entry – September | 2025 |
|--|-------------------------|
| Total applications received | 29 |
| Total on-time 1 st preference applications received | 16 |
| Total places allocated on National Offer Day | 17 |
| Total of 1st preferences allocated on National Offer Day | 16 |
| Criteria & distance of last on-time place allocated | Out of area 4.235 miles |
| Total Number of Appeals Heard | n/a |
| Total Number of Appeals Upheld | n/a |

Oversubscription Criteria Summary:

Children who have an Education, Health and Care Plan, which names the school which the child should attend because their needs can be met best by that particular school, will be offered places before other children

1. Priority will be given to Looked After Children or Previously Looked after Children
2. Very exceptionally, priority may be given to a child who has a particular health reason requiring them to attend a specific school
3. Children living inside the catchment area who will have an older sibling of compulsory school age at the school on the day they are due to start
4. Children living inside the catchment area by distance
5. Children of staff members who have been continuously employed at West Felton CE Primary School either
 - a) on a permanent contract, for at least two years at the time of application
 - b) have been recruited to fill a vacant post where there is a demonstrable skill shortage
6. Children outside the catchment area with an older sibling on roll at the school when they are due to start
7. All other children living outside the catchment area on distance

All distances are measured as a straight-line from the home address to the nearest school pedestrian gate.

For the full admission arrangement and detailed oversubscription criteria for West Felton CE Primary School, please visit the school's website.

Key Information for Parents

- Late applications are only considered after all on-time applications have been processed.
- To find your catchment or nearest school, please use our mapping software – [Shropshire Council Maps](#)
- For further details on how places were allocated, please visit our web page - [How school places are allocated | Shropshire Council](#)



| | | |
|---|---|--|
| Weston Lullingfields CE Primary Weston Lullingfields, Shrewsbury SY4 2AW | Headteacher: Ms Kate Scott Tel: 01939 260306 westonlullingfields.westcliffefederation.co.uk | Published Admission Number: <div>6</div> |
| DfE Number: 893 3119 | Pupils on roll January 2025: 35 | Age range: 3-11 |
| Type: Foundation | Admission Authority: Westcliffe Federation | |
| Year Reception Entry – September | | 2025 |
| Total applications received | | 6 |
| Total on-time 1 st preference applications received | | 2 |
| Total places allocated on National Offer Day | | 2 |
| Total of 1st preferences allocated on National Offer Day | | 2 |
| Criteria & distance of last on-time place allocated | | Out of area 9.985 miles |
| Total Number of Appeals Heard | | n/a |
| Total Number of Appeals Upheld | | n/a |
| <p>Oversubscription Criteria Summary:</p> <p>Children who have an Education, Health and Care Plan, which names the school which the child should attend because their needs can be met best by that particular school, will be offered places before other children</p> <ol style="list-style-type: none"> 1. Priority will be given to Looked After Children or Previously Looked after Children 2. Children living inside the catchment area who will have an older sibling of compulsory school age at the school on the day they are due to start 3. All other applicants living within catchment area by distance. 4. Children outside the catchment area with an older sibling on roll at the school when they are due to start 5. All other children living outside the catchment area on distance <p><i>All distances are measured as a straight-line from the home address to the nearest school pedestrian gate.</i></p> <p>For the full admission arrangement and detailed oversubscription criteria for Weston Lullingfields CE Primary School, please visit the school's website.</p> | | |

Key Information for Parents

- Late applications are only considered after all on-time applications have been processed.
- To find your catchment or nearest school, please use our mapping software – [Shropshire Council Maps](#)
- For further details on how places were allocated, please visit our web page - [How school places are allocated | Shropshire Council](#)



| | | | |
|---|--|---|---|
| Weston Rhyn Primary 3 Station Road, Weston Rhyn, Oswestry SY10 7SR | | Headteacher: Mrs S Bray and Mrs T Derham Co-Head teachers) Tel: 01691 773429 www.westonrhyn.shropshire.sch.uk/ | Published Admission Number: 25 |
| DfE Number: 893 2110 | Pupils on roll January 2025: 159 | Age range: 3-11 | |
| Type: Community | Admission Authority: Shropshire Council | | |
| Year Reception Entry – September | | 2025 | |
| Total applications received | | 37 | |
| Total on-time 1 st preference applications received | | 20 | |
| Total places allocated on National Offer Day | | 23 | |
| Total of 1st preferences allocated on National Offer Day | | 20 | |
| Criteria & distance of last on-time place allocated | | Out of area 6.375 miles | |
| Total Number of Appeals Heard | | n/a | |
| Total Number of Appeals Upheld | | n/a | |
| Oversubscription Criteria Summary: | | | |
| Children who have an Education, Health and Care Plan, which names the school which the child should attend because their needs can be met best by that particular school, will be offered places before other children | | | |
| <div><div>1.</div><div>Priority will be given to Looked After Children or Previously Looked after Children</div></div> <div><div>2.</div><div>Very exceptionally, priority may be given to a child who has a particular health reason requiring them to attend a specific school</div></div> <div><div>3.</div><div>Children living inside the catchment area who will have an older sibling of compulsory school age at the school on the day they are due to start</div></div> <div><div>4.</div><div>Children living inside the catchment area by distance</div></div> <div><div>5.</div><div>Children of staff members who have been continuously employed at West Rhyn Primary School either<div><div>a)</div><div>on a permanent contract, for at least two years at the time of application</div></div><div><div>b)</div><div>have been recruited to fill a vacant post where there is a demonstrable skill shortage</div></div></div></div> <div><div>6.</div><div>Children outside the catchment area with an older sibling on roll at the school when they are due to start</div></div> <div><div>7.</div><div>All other children living outside the catchment area on distance</div></div> | | | |
| All distances are measured as a straight-line from the home address to the nearest school pedestrian gate. | | | |
| For the full admission arrangement and detailed oversubscription criteria for Weston Rhyn Primary School, please visit the school's website. | | | |

Key Information for Parents

- Late applications are only considered after all on-time applications have been processed.
- To find your catchment or nearest school, please use our mapping software – [Shropshire Council Maps](#)
- For further details on how places were allocated, please visit our web page - [How school places are allocated | Shropshire Council](#)



| | | |
|--|--|---|
| Whitchurch CE Infant & Nursery Station Road, Whitchurch SY13 1RJ | Headteacher: Mrs S Camacho Tel: 01948 662905 https://thewhitchurchcofefederation.com/ | Published Admission Number: <div style="font-size: 2em; text-align: center;">90</div> |
| DfE Number: 893 3121 | Pupils on roll January 2025: 193 | Age range: 2-7 |
| Type: Academy | Admission Authority: St Bart's Multi-Academy Trust | |

| Year Reception Entry – September | 2025 |
|--|--------------------------|
| Total applications received | 92 |
| Total on-time 1 st preference applications received | 69 |
| Total places allocated on National Offer Day | 82 |
| Total of 1st preferences allocated on National Offer Day | 69 |
| Criteria & distance of last on-time place allocated | Out of area 30.651 miles |
| Total Number of Appeals Heard | n/a |
| Total Number of Appeals Upheld | n/a |

Oversubscription Criteria Summary:

Children who have an Education, Health and Care Plan, which names the school which the child should attend because their needs can be met best by that particular school, will be offered places before other children

1. Priority will be given to Looked After Children or Previously Looked after Children
2. Very exceptionally, priority may be given to a child who has a particular health reason requiring them to attend a specific school
3. Children living inside the catchment area who will have an older sibling of compulsory school age at the school on the day they are due to start
4. Children living inside the catchment area who will have an older sibling of compulsory school age at Whitchurch CE Junior school on the day they are due to start.
5. All other applicants living within catchment area by distance.
6. Children outside the catchment area with an older sibling on roll at the school when they are due to start
7. Children outside the catchment area with an older sibling on roll at Whitchurch CE Junior school when they are due to start
8. All other children living outside the catchment area on distance

All distances are measured as a straight-line from the home address to the nearest school pedestrian gate.

For the full admission arrangement and detailed oversubscription criteria for Whitchurch Infants School, please visit the school's website.

Key Information for Parents

- Late applications are only considered after all on-time applications have been processed.
- To find your catchment or nearest school, please use our mapping software – [Shropshire Council Maps](#)
- For further details on how places were allocated, please visit our web page - [How school places are allocated | Shropshire Council](#)



| | | |
|--|--|---|
| Whitchurch CE Junior Salisbury Road, Whitchurch SY13 1RX | Headteacher: Mrs S Camacho Tel: 01948 662255 https://thewhitchurchcofefederation.com/ | Published Admission Number: 90 |
| DfE Number: 893 2011 | Pupils on roll January 2025: 312 | Age range: 7-11 |
| Type: Academy | Admission Authority: St Bart's Multi-Academy Trust | |

| Year Reception Entry – September | 2025 |
|--|-------------------------|
| Total applications received | 55 |
| Total on-time 1 st preference applications received | 55 |
| Total places allocated on National Offer Day | 55 |
| Total of 1st preferences allocated on National Offer Day | 55 |
| Criteria & distance of last on-time place allocated | Out of area 1.678 miles |
| Total Number of Appeals Heard | n/a |
| Total Number of Appeals Upheld | n/a |

Oversubscription Criteria Summary:

Children who have an Education, Health and Care Plan, which names the school which the child should attend because their needs can be met best by that particular school, will be offered places before other children

1. Priority will be given to Looked After Children or Previously Looked after Children
2. Very exceptionally, priority may be given to a child who has a particular health reason requiring them to attend a specific school
3. Children living inside the catchment area who will have an older sibling of compulsory school age at the school on the day they are due to start
4. All other applicants living within catchment area by distance.
5. Children outside the catchment area with an older sibling on roll at the school when they are due to start
6. All other children living outside the catchment area on distance

All distances are measured as a straight-line from the home address to the nearest school pedestrian gate.

For the full admission arrangement and detailed oversubscription criteria for Whitchurch CE Junior School, please visit the school's website.

Key Information for Parents

- Late applications are only considered after all on-time applications have been processed.
- To find your catchment or nearest school, please use our mapping software – [Shropshire Council Maps](#)
- For further details on how places were allocated, please visit our web page - [How school places are allocated | Shropshire Council](#)



| | | |
|---|--|---|
| Whittington CE Primary Whittington, Oswestry SY11 4DA | Headteacher: Mr Darren Hilton Tel: 01691 662269 www.whittingtonschool.co.uk/ | Published Admission Number: 45 |
| DfE Number: 893 3329 | Pupils on roll January 2025: 231 | Age range: 5-11 |
| Type: Aided | Admission Authority: Pathway Primary Federation | |

| Year Reception Entry – September | 2025 |
|--|-------------------------|
| Total applications received | 66 |
| Total on-time 1 st preference applications received | 29 |
| Total places allocated on National Offer Day | 32 |
| Total of 1st preferences allocated on National Offer Day | 29 |
| Criteria & distance of last on-time place allocated | Out of area 6.676 miles |
| Total Number of Appeals Heard | n/a |
| Total Number of Appeals Upheld | n/a |

Oversubscription Criteria Summary:

Children who have an Education, Health and Care Plan, which names the school which the child should attend because their needs can be met best by that particular school, will be offered places before other children

1. Priority will be given to Looked After Children or Previously Looked after Children
2. Very exceptionally, priority may be given to a child who has a particular health reason requiring them to attend a specific school
3. Children who live in the catchment area, whose parents can demonstrate their commitment to regular and faithful worship, evidenced by a letter from a vicar, priest or minister.
4. Children living inside the catchment area who will have an older sibling of compulsory school age at the school on the day they are due to start
5. All other applicants living within catchment area by distance.
6. Children who live outside the catchment area, whose parents can demonstrate their commitment to regular and faithful worship, evidenced by a letter from a vicar, priest or minister.
7. Children outside the catchment area with an older sibling on roll at the school when they are due to start
8. All other children living outside the catchment area on distance

All distances are measured as a straight-line from the home address to the nearest school pedestrian gate.

For the full admission arrangement and detailed oversubscription criteria for Whittington CE Primary School, please visit the school's website.

Key Information for Parents

- Late applications are only considered after all on-time applications have been processed.
- To find your catchment or nearest school, please use our mapping software – [Shropshire Council Maps](#)
- For further details on how places were allocated, please visit our web page - [How school places are allocated | Shropshire Council](#)



| | | |
|---|---|---|
| Whixall CE Primary Whixall, Whitchurch SY13 2SB | Headteacher: Miss N Brayford (Executive Head) Tel: 01948 880330 www.whixall.shropshire.sch.uk/ | Published Admission Number: 20 |
| DfE Number: 893 3122 | Pupils on roll January 2025: 130 | Age range: 2-11 |
| Type: Academy | Admission Authority: Fields Multi-Academy Trust | |

| Year Reception Entry – September | 2025 |
|--|-------------------------|
| Total applications received | 31 |
| Total on-time 1 st preference applications received | 14 |
| Total places allocated on National Offer Day | 16 |
| Total of 1st preferences allocated on National Offer Day | 14 |
| Criteria & distance of last on-time place allocated | Out of area 8.996 miles |
| Total Number of Appeals Heard | n/a |
| Total Number of Appeals Upheld | n/a |

Oversubscription Criteria Summary:

Children who have an Education, Health and Care Plan, which names the school which the child should attend because their needs can be met best by that particular school, will be offered places before other children

1. Priority will be given to Looked After Children or Previously Looked after Children
2. Children living inside the catchment area who will have an older sibling of compulsory school age at the school on the day they are due to start
3. All other applicants living within catchment area by distance.
4. Children outside the catchment area with an older sibling on roll at the school when they are due to start
5. All other children living outside the catchment area on distance

All distances are measured as a straight-line from the home address to the nearest school pedestrian gate.

For the full admission arrangement and detailed oversubscription criteria for Whixall CE Primary School, please visit the school's website.

Key Information for Parents

- Late applications are only considered after all on-time applications have been processed.
- To find your catchment or nearest school, please use our mapping software – [Shropshire Council Maps](#)
- For further details on how places were allocated, please visit our web page - [How school places are allocated | Shropshire Council](#)

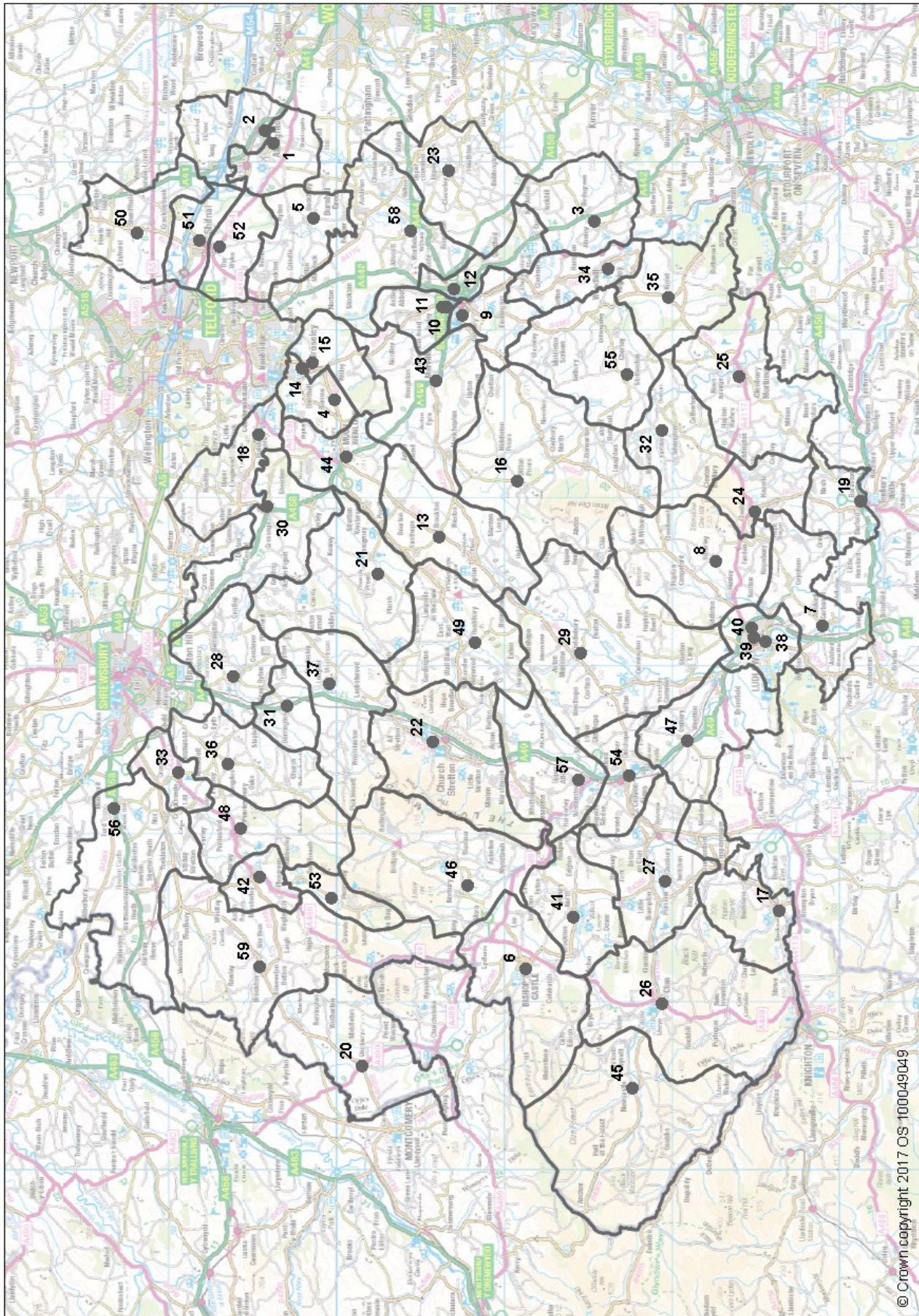


| | | |
|--|---|---|
| Woore Primary & Nursery London Road, Woore Crewe CW3 9SQ | Headteacher: Mrs M Ward Tel: 01630 817645 https://www.woore.org/ | Published Admission Number: 8 |
| DfE Number: 893 2113 | Pupils on roll January 2025: 65 | Age range: 2-11 |
| Type: Academy | Admission Authority: Collective Vision Trust | |
| Year Reception Entry – September | 2025 | |
| Total applications received | 15 | |
| Total on-time 1 st preference applications received | 9 | |
| Total places allocated on National Offer Day | 10 | |
| Total of 1st preferences allocated on National Offer Day | 9 | |
| Criteria & distance of last on-time place allocated | Out of area 13.424 miles | |
| Total Number of Appeals Heard | n/a | |
| Total Number of Appeals Upheld | n/a | |
| Oversubscription Criteria Summary: | | |
| Children who have an Education, Health and Care Plan, which names the school which the child should attend because their needs can be met best by that particular school, will be offered places before other children | | |
| <div><div>1.</div><div>Priority will be given to Looked After Children or Previously Looked after Children</div></div> <div><div>2.</div><div>Very exceptionally, priority may be given to a child who has a particular health reason requiring them to attend a specific school</div></div> <div><div>3.</div><div>Children living inside the catchment area who will have an older sibling of compulsory school age at the school on the day they are due to start</div></div> <div><div>4.</div><div>All other applicants living within catchment area by distance.</div></div> <div><div>8.</div><div>Children of staff members who have been continuously employed at Woore Primary School either</div></div> <div><div>c)</div><div>on a permanent contract, for at least two years at the time of application</div></div> <div><div>d)</div><div>have been recruited to fill a vacant post where there is a demonstrable skill shortage</div></div> <div><div>5.</div><div>Children outside the catchment area with an older sibling on roll at the school when they are due to start</div></div> <div><div>6.</div><div>All other children living outside the catchment area on distance</div></div> | | |
| All distances are measured as a straight-line from the home address to the nearest school pedestrian gate. | | |
| For the full admission arrangement and detailed oversubscription criteria for Woore Primary School, please visit the school's website. | | |

Key Information for Parents

- Late applications are only considered after all on-time applications have been processed.
- To find your catchment or nearest school, please use our mapping software – [Shropshire Council Maps](#)
- For further details on how places were allocated, please visit our web page - [How school places are allocated | Shropshire Council](#)

●●●● Map showing location and catchment areas of Primary Schools in SOUTH Shropshire



KEY / LIST OF SCHOOLS
OVERLEAF

© Crown copyright 2017 OS 100049049

Primary Schools in SOUTH Shropshire Key

1. Albrighton Primary
2. Albrighton St Mary's CE
3. Alveley Primary
4. Barrow 1618 Free School
5. Beccbury CE Primary
6. Bishop's Castle Primary
7. Bishop Hooper CE Primary
8. Bitterley CE Primary
9. Bridgnorth, Castlefields CE
10. Bridgnorth St John's Catholic
11. Bridgnorth St Leonard's CE
12. Bridgnorth St Mary's Bluecoat
13. Brockton CE Primary
14. Broseley CE Primary
15. Broseley John Wilkinson Primary
16. Brown Clee CE Primary
17. Bucknall, St Mary's CE
18. Buildwas Academy
19. Burford CE Primary
20. Chirbury CE Primary
21. Church Preen Primary
22. Church Stretton St Lawrence CE
23. Claverley CE Primary
24. Clee Hill Community Academy
25. Cleobury Mortimer Primary
26. Clun, St George's CE Primary
27. Clunbury CE Primary
28. Condover CE Primary
29. Corvedale CE Primary
30. Cressage, Christ Church CE Primary
31. Dorrington, St Edward's CE Primary
32. Farlow CE Primary
33. Hanwood St Thomas & St Anne's CE Primary
34. Highley Primary
35. Kinlet CE Primary
36. Longden CE Primary
37. Longnor CE Primary
38. Ludlow St Laurence CE Primary
39. Ludlow Primary
40. Ludlow Primary
41. Lydbury North CE Primary
42. Minsterley CE Primary
43. Morville CE Primary
44. Much Wenlock Primary
45. Newcastle CE Primary
46. Norbury Primary
47. Onny CE Primary
48. Pontesbury CE Primary
49. Rushbury CE Primary
50. Sheriffhales Primary
51. Shifnal Primary
52. Shifnal St Andrew's CE Primary
53. Stiperstones CE Primary
54. Stokesay Primary
55. Stottesdon CE Primary
56. Trinity CE Primary
57. Wistanstow CE Primary
58. Worfield Endowed CE Primary
59. Worthen Long Mountain CE Primary



| | | |
|--|--|---|
| Albrighton Primary & Nursery New House Lane, Albrighton, Wolverhampton, WV7 3QS | Headteacher: Mrs Karen Tearle Tel: 01902 372558 www.albrightonprimary.com | Published Admission Number: <div style="font-size: 2em; text-align: center;">45</div> |
| DfE Number: 893 2120 | Pupils on roll January 2025: 273 | Age range: 2-11 |
| Type: Academy | Admission Authority: The Four Hills Education Trust | |
| Year Reception Entry – September | | 2025 |
| Total applications received | | 69 |
| Total on-time 1 st preference applications received | | 30 |
| Total places allocated on National Offer Day | | 36 (of which 30 were 1 st preference) |
| Criteria & distance of last on-time place allocated | | Out of area at a distance of 4.934 miles |
| Total Number of Appeals Heard | | N/A |
| Total Number of Appeals Upheld | | N/A |
| <p>Oversubscription Criteria Summary:</p> <p>Children who have an Education, Health and Care Plan, which names the school which the child should attend because their needs can be met best by that particular school, will be offered places before other children</p> <ol style="list-style-type: none"> 1. Priority will be given to Looked After Children or a Previously Looked after Children 2. Very exceptionally, priority may be given to a child who has a particular health reason requiring them to attend a specific school 3. Children living inside the catchment area who will have an older sibling of compulsory school age at the school on the day they are due to start there 4. Children living inside the catchment area by distance 5. Children of staff members who have been continuously employed at Albrighton Primary School either <ol style="list-style-type: none"> a) on a permanent contract, for at least two years at the time of application, or b) have been recruited to fill a vacant post where there is a demonstrable skill shortage 6. Children living outside the catchment area with an older sibling on roll at the school when they are due to start 7. All other children living outside the catchment area on distance. <p><i>All distances are measured as a straight-line from the home address to the nearest school pedestrian gate.</i></p> <p>For the full admission arrangement and detailed oversubscription criteria for Albrighton Primary School, please visit the school's website.</p> | | |

Key Information for Parents

- Late applications are only considered after all on-time applications have been processed.
- To find your catchment or nearest school, please use our mapping software – [Shropshire Council Maps](#)
- For further details on how places were allocated, please visit our web page - [How school places are allocated | Shropshire Council](#)



| | | | |
|---|--|--|---|
| Albrighton St Mary's CE Primary Shaw Lane Albrighton, Wolverhampton, WV7 3DS | | Headteacher: Mrs Nathalie Milhavy-Jones Tel: 01902 372885 www.stmarysalbrighton.org.uk | Published Admission Number: 30 |
| DfE Number: 893 3003 | | Pupils on roll January 2025: 186 | Age range: 4 - 11 |
| Type: Voluntary Controlled | | Admission Authority: Shropshire Council | |
| Year Reception Entry – September | | 2025 | |
| Total applications received | | 62 | |
| Total on-time 1 st preference applications received | | 25 | |
| Total places allocated on National Offer Day | | 26 (of which 25 were 1 st preference) | |
| Criteria & distance of last on-time place allocated | | Out of area at a distance of 6.631 miles | |
| Total Number of Appeals Heard | | N/A | |
| Total Number of Appeals Upheld | | N/A | |
| Oversubscription Criteria Summary: | | | |
| Children who have an Education, Health and Care Plan, which names the school which the child should attend because their needs can be met best by that particular school, will be offered places before other children | | | |
| <div><div>1.</div><div>Priority will be given to Looked After Children or a Previously Looked after Children</div></div> <div><div>2.</div><div>Very exceptionally, priority may be given to a child who has a particular health reason requiring them to attend a specific school</div></div> <div><div>3.</div><div>Children living inside the catchment area who will have an older sibling of compulsory school age at the school on the day they are due to start there.</div></div> <div><div>4.</div><div>Children living inside the catchment area by distance</div></div> <div><div>5.</div><div>Children of staff members who have been continuously employed at St Mary's CE Primary School either<div><div>a)</div><div>on a permanent contract, for at least two years at the time of application, or</div></div><div><div>b)</div><div>have been recruited to fill a vacant post where there is a demonstrable skill shortage</div></div></div></div> <div><div>6.</div><div>Children outside the catchment area with an older sibling on roll at the school when they are due to start</div></div> <div><div>7.</div><div>All other children living outside the catchment area on distance</div></div> | | | |
| All distances are measured as a straight-line from the home address to the nearest school pedestrian gate. | | | |
| For the full admission arrangement and detailed oversubscription criteria for St Mary's CE Primary School, Albrighton, please visit the school's website. | | | |

Key Information for Parents

- Late applications are only considered after all on-time applications have been processed.
- To find your catchment or nearest school, please use our mapping software – [Shropshire Council Maps](#)
- For further details on how places were allocated, please visit our web page - [How school places are allocated | Shropshire Council](#)

| | | |
|--|--|---|
| Alveley Primary Daddlebrook Road, Alveley, Shropshire, WV15 6JT | Headteacher: Mr Chris Marsh Tel: 01746 780284 www.alveleyprimary.co.uk | Published Admission Number: 15 |
| DfE Number: 893 2008 | Pupils on roll January 2025: 97 | Age range: 4-11 |
| Type: Academy | Admission Authority: TrustEd Schools Alliance | |
| Year Reception Entry – September | 2025 | |
| Total applications received | 23 | |
| Total on-time 1 st preference applications received | 20 | |
| Total places allocated on National Offer Day | 20 (of which 20 were 1 st preference) | |
| Criteria & distance of last on-time place allocated | Out of area with a sibling at a distance of 5.42 miles | |
| Total Number of Appeals Heard | N/A | |
| Total Number of Appeals Upheld | N/A | |
| Oversubscription Criteria Summary: | | |
| Children who have an Education, Health and Care Plan, which names the school which the child should attend because their needs can be met best by that particular school, will be offered places before other children | | |
| <div><div>1.</div><div>Priority will be given to Looked After Children or Previously Looked after Children</div></div> <div><div>2.</div><div>Very exceptionally, priority may be given to a child who has a particular health reason requiring them to attend a specific school</div></div> <div><div>3.</div><div>Children living inside the catchment area who will have an older sibling of compulsory school age at the school on the day they are due to start</div></div> <div><div>4.</div><div>Children of staff members who have been continuously employed at Alveley Primary School, on a permanent contract, for at least two years at the time of application.</div></div> <div><div>5.</div><div>All other applicants living within catchment area by distance.</div></div> <div><div>6.</div><div>Children outside the catchment area with an older sibling on roll at the school when they are due to start</div></div> <div><div>7.</div><div>All other children living outside the catchment area on distance</div></div> | | |
| <i>All distances are measured as a straight-line from the home address to the nearest school pedestrian gate.</i> | | |
| For the full admission arrangement and detailed oversubscription criteria for Alveley Primary School, please visit the school's website. | | |

Key Information for Parents

- Late applications are only considered after all on-time applications have been processed.
- To find your catchment or nearest school, please use our mapping software – [Shropshire Council Maps](#)
- For further details on how places were allocated, please visit our web page - [How school places are allocated | Shropshire Council](#)

| | | |
|---|---|---|
| Barrow 1618 CE Free School Barrow, Broseley, TF12 5BW | Headteacher: Mrs Anita Ward Tel: 01952 388640 barrow1618school.co.uk | Published Admission Number: 12 |
| DfE Number: 893 2000 | Pupils on roll January 2025: 97 | Age range: 4 -11 |
| Type: Free School | Admission Authority: Governing Body | |
| Year Reception Entry – September | 2025 | |
| Total applications received | 37 | |
| Total on-time 1 st preference applications received | 17 | |
| Total places allocated on National Offer Day | 14 (of which 14 were 1 st preference) | |
| Criteria & distance of last on-time place allocated | Out of area at a distance of 2.981 miles | |
| Total Number of Appeals Heard | TBC | |
| Total Number of Appeals Upheld | TBC | |
| Oversubscription Criteria Summary: | | |
| Children who have an Education, Health and Care Plan, which names the school which the child should attend because their needs can be met best by that particular school, will be offered places before other children | | |
| <div><div>1.</div><div>Priority will be given to Looked After Children or Previously Looked after Children</div></div> <div><div>2.</div><div>Children of the Head Teacher and Class Teachers who have been employed at the school for two or more years at the time at which the application for admission to the school is made or in the instance that a member of staff is recruited to fill a vacant post for which there is a demonstrable skill shortage, assuming that admittance would not prejudice the provision of education for the existing cohort.</div></div> <div><div>3.</div><div>Children who have an older sibling at the school at the time the younger child would be due to start, or whose older sibling was on roll within 2 years of the application being made.</div></div> <div><div>4.</div><div>Children who live within 2 miles from the school in a straight line, as measured on a map.</div></div> <div><div>5.</div><div>Very exceptionally, where a child has a particular medical reason requiring them to attend Barrow 1618 CE Primary Free School.</div></div> <div><div>6.</div><div>Children who are considered to be eligible for the Pupil Premium, including the Service premium, at the time of the application. Evidence of this eligibility will be sought prior to the offer of a place</div></div> <div><div>7.</div><div>Other children whose homes are nearest to the school measured as a straight line on the map between home and the school.</div></div> | | |
| <i>All distances are measured as a straight-line from the home address to the nearest school pedestrian gate.</i> | | |
| For the full admission arrangement and detailed oversubscription criteria for Barrow 1618 CE Free School, please visit the school's website. | | |

Key Information for Parents

- Late applications are only considered after all on-time applications have been processed.
- To find your catchment or nearest school, please use our mapping software – [Shropshire Council Maps](#)
- For further details on how places were allocated, please visit our web page - [How school places are allocated | Shropshire Council](#)



Beckbury CE Primary School

| | | |
|--|---|---|
| Beckbury CE Primary 30 Badger Lane, Beckbury, Shifnal, TF11 9DQ | Headteacher: Mrs H Brown Tel: 01952 750287 www.beckbury.shropshire.sch.uk | Published Admission Number: 8 |
| DfE Number: 893 3010 | Pupils on roll January 2025: 48 | Age range: 4 -11 |
| Type: Academy | Admission Authority: Shropshire Church of England Academies Trust | |
| Year Reception Entry – September | 2025 | |
| Total applications received | 10 | |
| Total on-time 1 st preference applications received | 3 | |
| Total places allocated on National Offer Day | 4 (of which 3 were 1 st preference) | |
| Criteria & distance of last on-time place allocated | Out of area at a distance of 9.812 miles | |
| Total Number of Appeals Heard | N/A | |
| Total Number of Appeals Upheld | N/A | |
| Oversubscription Criteria Summary: | | |
| Children who have an Education, Health and Care Plan, which names the school which the child should attend because their needs can be met best by that particular school, will be offered places before other children | | |
| <div><div>1.</div><div>Priority will be given to Looked After Children or a Previously Looked after Children</div></div> <div><div>2.</div><div>Very exceptionally, priority may be given to a child who has a particular health reason requiring them to attend a specific school</div></div> <div><div>3.</div><div>Children living inside the catchment area who will have an older sibling of compulsory school age at the school on the day they are due to start there.</div></div> <div><div>4.</div><div>Children living inside the catchment area by distance</div></div> <div><div>5.</div><div>Children of staff members who have been continuously employed at Beckbury CE Primary School either<div><div>a)</div><div>on a permanent contract, for at least two years at the time of application</div></div><div><div>b)</div><div>have been recruited to fill a vacant post where there is a demonstrable skill shortage</div></div></div></div> <div><div>6.</div><div>Children outside the catchment area with an older sibling on roll at the school when they are due to start</div></div> <div><div>7.</div><div>All other children living outside the catchment area on distance</div></div> | | |
| <i>All distances are measured as a straight-line from the home address to the nearest school pedestrian gate.</i> | | |
| For the full admission arrangement and detailed oversubscription criteria for Beckbury CE Primary School, please visit the school's website. | | |

Key Information for Parents

- Late applications are only considered after all on-time applications have been processed.
- To find your catchment or nearest school, please use our mapping software – [Shropshire Council Maps](#)
- For further details on how places were allocated, please visit our web page - [How school places are allocated | Shropshire Council](#)



| | | |
|--|---|---|
| Bishop's Castle Primary Oak Meadow, Bishops Castle SY9 5PA | Headteacher: Miss Katie Froggart Tel: 01588 638522 www.bishopscastle-pri.shropshire.sch.uk | Published Admission Number: <div style="font-size: 2em; text-align: center;">25</div> |
| DfE Number: 893 2029 | Pupils on roll January 2025: 136 | Age range: 4 -11 |
| Type: Academy | Admission Authority: Diocese of Hereford Multi Academies Trust | |

| Year Reception Entry – September | 2025 |
|--|---|
| Total applications received | 23 |
| Total on-time 1 st preference applications received | 15 |
| Total places allocated on National Offer Day | 15 (of which 15 were 1 st preference) |
| Criteria & distance of last on-time place allocated | Out of area at a distance of 5.395 miles |
| Total Number of Appeals Heard | N/A |
| Total Number of Appeals Upheld | N/A |

Oversubscription Criteria Summary:

Children who have an Education, Health and Care Plan, which names the school which the child should attend because their needs can be met best by that particular school, will be offered places before other children

1. Priority will be given to Looked After Children or Previously Looked after Children
2. Very exceptionally, priority may be given to a child who has a particular health reason requiring them to attend a specific school
3. Children of service personnel with a confirmed posting to the area or a crown servant returning to the area
4. Children living inside the catchment area who will have a sibling of compulsory school age at the school on the day they are due to start
5. All other applicants living within catchment area by distance.
6. Children outside the catchment area with a sibling on roll at the school when they are due to start
7. All other children living outside the catchment area on distance

All distances are measured as a straight-line from the home address to the nearest school pedestrian gate.

For the full admission arrangement and detailed oversubscription criteria for Bishop's Castle Primary School, please visit the school's website.

Key Information for Parents

- Late applications are only considered after all on-time applications have been processed.
- To find your catchment or nearest school, please use our mapping software – [Shropshire Council Maps](#)
- For further details on how places were allocated, please visit our web page - [How school places are allocated | Shropshire Council](#)



| | | |
|--|--|---|
| Bishop Hooper CE Primary Ashford Carbonell, Ludlow, SY8 4BX | Headteacher: Mrs Anna Gittins Tel: 01584 831110 www.bishophooper.co.uk | Published Admission Number: 15 |
| DfE Number: 893 5207 | Pupils on roll January 2025: 84 | Age range: 2 - 11 |
| Type: Voluntary Aided | Admission Authority: Governing Body | |
| Year Reception Entry – September | 2025 | |
| Total applications received | 28 | |
| Total on-time 1 st preference applications received | 14 | |
| Total places allocated on National Offer Day | 15 (of which 14 were 1 st preference) | |
| Criteria & distance of last on-time place allocated | Out of area at a distance of 9.268 miles | |
| Total Number of Appeals Heard | N/A | |
| Total Number of Appeals Upheld | N/A | |
| Oversubscription Criteria Summary: | | |
| Children who have an Education, Health and Care Plan, which names the school which the child should attend because their needs can be met best by that particular school, will be offered places before other children | | |
| <div><div>1.</div><div>Priority will be given to Looked After Children or Previously Looked after Children</div></div> <div><div>2.</div><div>Very exceptionally, priority may be given to a child who has a particular health reason requiring them to attend a specific school</div></div> <div><div>3.</div><div>Children living inside the catchment area who will have an older sibling of compulsory school age at the school on the day they are due to start</div></div> <div><div>4.</div><div>All other applicants living within catchment area by distance.</div></div> <div><div>5.</div><div>Children outside the catchment area with an older sibling on roll at the school when they are due to start</div></div> <div><div>6.</div><div>All other children living outside the catchment area on distance</div></div> | | |
| <i>All distances are measured as a straight-line from the home address to the nearest school pedestrian gate.</i> | | |
| For the full admission arrangement and detailed oversubscription criteria for Bishop Hooper CE Primary School, please visit the school’s website. | | |

Key Information for Parents

- Late applications are only considered after all on-time applications have been processed.
- To find your catchment or nearest school, please use our mapping software – [Shropshire Council Maps](#)
- For further details on how places were allocated, please visit our web page - [How school places are allocated | Shropshire Council](#)



| | | |
|---|---|---|
| Bitterley CE Primary Bitterley, Ludlow, SY8 3HF | Headteacher: Mrs Jill France Tel: 01584 890228 www.bitterleyschool.co.uk | Published Admission Number: 16 |
| DfE Number: 893 3303 | Pupils on roll January 2025: 82 | Age range: 2-11 |
| Type: Academy | Admission Authority: Diocese of Hereford Multi Academies Trust | |

| Year Reception Entry – September | 2025 |
|--|---|
| Total applications received | 20 |
| Total on-time 1 st preference applications received | 7 |
| Total places allocated on National Offer Day | 7 (of which 7 were 1 st preference) |
| Criteria & distance of last on-time place allocated | Out of area at a distance of 9.902 miles |
| Total Number of Appeals Heard | N/A |
| Total Number of Appeals Upheld | N/A |

Oversubscription Criteria Summary:

Children who have an Education, Health and Care Plan, which names the school which the child should attend because their needs can be met best by that particular school, will be offered places before other children

1. Priority will be given to Looked After Children or Previously Looked after Children
2. Very exceptionally, priority may be given to a child who has a particular health reason requiring them to attend a specific school
3. Children of service personnel with a confirmed posting to the area or a crown servant returning to the area
4. Children living inside the catchment area who will have a sibling either on roll at the academy at the time of application, or whose parent has accepted an offer of a place at the academy for them and who is expected still to be in attendance at the time of entry to the academy
5. All other applicants living within catchment area by distance
6. Children living outside the catchment area who will have a sibling either on roll at the academy at the time of application, or whose parent has accepted an offer of a place at the academy for them and who is expected still to be in attendance at the time of entry to the academy
7. All other children living outside the catchment area on distance

All distances are measured as a straight-line from the home address to the nearest school pedestrian gate.

For the full admission arrangement and detailed oversubscription criteria for Bitterley CE Primary School, please visit the school's website.

Key Information for Parents

- Late applications are only considered after all on-time applications have been processed.
- To find your catchment or nearest school, please use our mapping software – [Shropshire Council Maps](#)
- For further details on how places were allocated, please visit our web page - [How school places are allocated | Shropshire Council](#)



| | | |
|--|---|---|
| Bridgnorth, Castlefields Primary Castlefields, Bridgnorth, WV16 5DQ | Headteacher: Mrs Rebecca Lee Tel: 01746 764072 www.castlefieldsprimary.co.uk/ | Published Admission Number: 30 |
| DfE Number: 893 2157 | Pupils on roll January 2025: 204 | Age range: 5-11 |
| Type: Academy | Admission Authority: TrustEd Schools Alliance | |
| Year Reception Entry – September | 2025 | |
| Total applications received | 69 | |
| Total on-time 1 st preference applications received | 40 | |
| Total places allocated on National Offer Day | 30 (of which 30 were 1 st preference) | |
| Criteria & distance of last on-time place allocated | Out of area at a distance of 0.369 miles | |
| Total Number of Appeals Heard | 1 | |
| Total Number of Appeals Upheld | 0 | |
| Oversubscription Criteria Summary: | | |
| Children who have an Education, Health and Care Plan, which names the school which the child should attend because their needs can be met best by that particular school, will be offered places before other children | | |
| <div><div>1.</div><div>Priority will be given to Looked After Children or Previously Looked after Children</div></div> <div><div>2.</div><div>Very exceptionally, priority may be given to a child who has a particular health reason requiring them to attend a specific school</div></div> <div><div>3.</div><div>Children living inside the catchment area who will have an older sibling of compulsory school age at the school on the day they are due to start</div></div> <div><div>4.</div><div>Children of staff members who have been continuously employed at Castlefield Primary School, on a permanent contract, for at least two years at the time of application.</div></div> <div><div>5.</div><div>All other applicants living within catchment area by distance.</div></div> <div><div>6.</div><div>Children outside the catchment area with an older sibling on roll at the school when they are due to start</div></div> <div><div>7.</div><div>All other children living outside the catchment area on distance</div></div> | | |
| <i>All distances are measured as a straight-line from the home address to the nearest school pedestrian gate.</i> | | |
| For the full admission arrangement and detailed oversubscription criteria for Castlefields Primary School, please visit the school's website. | | |

Key Information for Parents

- Late applications are only considered after all on-time applications have been processed.
- To find your catchment or nearest school, please use our mapping software – [Shropshire Council Maps](#)
- For further details on how places were allocated, please visit our web page - [How school places are allocated | Shropshire Council](#)



| | | |
|--|---|---|
| Bridgnorth, St John's Catholic Primary Innage Gardens, Innage Lane, Bridgnorth, WV16 4HW | Headteacher: Miss Christina Derwas Tel: 01746 762061 www.sjrc.co.uk | Published Admission Number: 30 |
| DfE Number: 893 3350 | Pupils on roll January 2025: 208 | Age range: 4-11 |
| Type: Academy | Admission Authority: Our Lady Help of Christians Catholic Academy Trust | |
| Year Reception Entry – September | 2025 | |
| Total applications received | 51 | |
| Total on-time 1 st preference applications received | 15 | |
| Total places allocated on National Offer Day | 18 (of which 15 were 1 st preference) | |
| Criteria & distance of last on-time place allocated | Distance at 12.352 miles | |
| Total Number of Appeals Heard | N/A | |
| Total Number of Appeals Upheld | N/A | |
| Oversubscription Criteria Summary: | | |
| Children who have an Education, Health and Care Plan, which names the school which the child should attend because their needs can be met best by that particular school, will be offered places before other children | | |
| <div><div>1.</div><div>Priority will be given to Catholic Looked After Children or Previously Looked after Children</div></div> <div><div>2.</div><div>Other Looked After Children or Previously Looked After Children</div></div> <div><div>3.</div><div>Catholic children who are resident in the parish of St John</div></div> <div><div>4.</div><div>Catholic children who are resident in other parishes for whom St John's is the nearest catholic school</div></div> <div><div>5.</div><div>Other catholic children</div></div> <div><div>6.</div><div>Any other children</div></div> | | |
| All distances are measured as a straight-line from the home address to the nearest school pedestrian gate. | | |
| For the full admission arrangement and detailed oversubscription criteria for St John's Catholic Primary School, please visit the school's website. | | |

Key Information for Parents

- Late applications are only considered after all on-time applications have been processed.
- To find your catchment or nearest school, please use our mapping software – [Shropshire Council Maps](#)
- For further details on how places were allocated, please visit our web page - [How school places are allocated | Shropshire Council](#)



| | | |
|---|---|---|
| Bridgnorth, St Leonard's CE Primary Innage Lane, Bridgnorth, WV16 4HL | Headteacher: Mr Luke Bridges Tel: 01746 762781 www.stleonardsprimary.co.uk | Published Admission Number: 48 |
| DfE Number: 893 2195 | Pupils on roll January 2025: 248 | Age range: 3-11 |
| Type: Academy | Admission Authority: TrustEd Schools Alliance | |
| Year Reception Entry – September | 2025 | |
| Total applications received | 61 | |
| Total on-time 1 st preference applications received | 27 | |
| Total places allocated on National Offer Day | 31 (of which 27 were 1 st preference) | |
| Criteria & distance of last on-time place allocated | Out of area at a distance of 8.207 miles | |
| Total Number of Appeals Heard | N/A | |
| Total Number of Appeals Upheld | N/A | |
| Oversubscription Criteria Summary: Children who have an Education, Health and Care Plan, which names the school which the child should attend because their needs can be met best by that particular school, will be offered places before other children <ol style="list-style-type: none">1. Priority will be given to Looked After Children or Previously Looked after Children2. Very exceptionally, priority may be given to a child who has a particular health reason requiring them to attend a specific school3. Children living inside the catchment area who will have an older sibling of compulsory school age at the school on the day they are due to start4. Children of staff members who have been continuously employed at St Leonard's CE Primary School, on a permanent contract, for at least two years at the time of application.5. All other applicants living within catchment area by distance.6. Children outside the catchment area with an older sibling on roll at the school when they are due to start7. All other children living outside the catchment area on distance <i>All distances are measured as a straight-line from the home address to the nearest school pedestrian gate.</i> For the full admission arrangement and detailed oversubscription criteria for St Leonard's CE Primary School, please visit the school's website. | | |

Key Information for Parents

- Late applications are only considered after all on-time applications have been processed.
- To find your catchment or nearest school, please use our mapping software – [Shropshire Council Maps](#)
- For further details on how places were allocated, please visit our web page - [How school places are allocated | Shropshire Council](#)



| | | | |
|---|--|---|---|
| Bridgnorth, St Mary's Bluecoat CE Primary Lodge Lane, Bridgnorth WV15 5EQ | | Headteacher: Mrs Sally Compson-Lea Tel: 01746 763455 www.stmarysbc.co.uk | Published Admission Number: 30 |
| DfE Number: 893 3305 | Pupils on roll January 2025: 182 | Age range: 3-11 | |
| Type: Academy | Admission Authority: Shropshire Church of England Academies Trust | | |
| Year Reception Entry – September | | 2025 | |
| Total applications received | | 30 | |
| Total on-time 1 st preference applications received | | 14 | |
| Total places allocated on National Offer Day | | 16 (of which 14 were 1 st preference) | |
| Criteria & distance of last on-time place allocated | | Out of area at a distance of 1.718 miles | |
| Total Number of Appeals Heard | | N/A | |
| Total Number of Appeals Upheld | | N/A | |
| Oversubscription Criteria Summary: Children who have an Education, Health and Care Plan, which names the school which the child should attend because their needs can be met best by that particular school, will be offered places before other children <ol style="list-style-type: none">1. Priority will be given to Looked After Children or Previously Looked after Children2. Very exceptionally, priority may be given to a child who has a particular health reason requiring them to attend a specific school3. Children living inside the catchment area who will have an older sibling of compulsory school age at the school on the day they are due to start4. All other applicants living within catchment area by distance.5. Children outside the catchment area with an older sibling on roll at the school when they are due to start6. All other children living outside the catchment area on distance <i>All distances are measured as a straight-line from the home address to the nearest school pedestrian gate.</i> For the full admission arrangement and detailed oversubscription criteria for St Mary's Bluecoat CE Primary School, please visit the school's website. | | | |

Key Information for Parents

- Late applications are only considered after all on-time applications have been processed.
- To find your catchment or nearest school, please use our mapping software – [Shropshire Council Maps](#)
- For further details on how places were allocated, please visit our web page - [How school places are allocated | Shropshire Council](#)



| | | | |
|--|--|--|---|
| Brockton CE Primary Brockton, Much Wenlock, TF13 6JR | | Headteacher: Mrs Marilyn Hunt Tel: 01746 785671 www.brocktonprimary.co.uk | Published Admission Number: 12 |
| DfE Number: 893 3015 | | Pupils on roll January 2025: 40 | Age range: 5-11 |
| Type: Voluntary Controlled | | Admission Authority: Shropshire Council | |
| Year Reception Entry – September | | 2025 | |
| Total applications received | | 17 | |
| Total on-time 1 st preference applications received | | 12 | |
| Total places allocated on National Offer Day | | 12 (of which 12 were 1 st preference) | |
| Criteria & distance of last on-time place allocated | | Catchment at a distance of 2.091 miles | |
| Total Number of Appeals Heard | | N/A | |
| Total Number of Appeals Upheld | | N/A | |
| Oversubscription Criteria Summary: Children who have an Education, Health and Care Plan, which names the school which the child should attend because their needs can be met best by that particular school, will be offered places before other children <ol style="list-style-type: none">1. Priority will be given to Looked After Children or a Previously Looked after Children2. Very exceptionally, priority may be given to a child who has a particular health reason requiring them to attend a specific school3. Children living inside the catchment area who will have an older sibling of compulsory school age at the school on the day they are due to start there.4. Children living inside the catchment area by distance5. Children of staff members who have been continuously employed at Brockton CE Primary School either<ol style="list-style-type: none">a) on a permanent contract, for at least two years at the time of applicationb) have been recruited to fill a vacant post where there is a demonstrable skill shortage6. Children outside the catchment area with an older sibling on roll at the school when they are due to start7. All other children living outside the catchment area on distance <i>All distances are measured as a straight-line from the home address to the nearest school pedestrian gate.</i> For the full admission arrangement and detailed oversubscription criteria for Brockton CE Primary School, please visit the school's website. | | | |

Key Information for Parents

- Late applications are only considered after all on-time applications have been processed.
- To find your catchment or nearest school, please use our mapping software – [Shropshire Council Maps](#)
- For further details on how places were allocated, please visit our web page - [How school places are allocated | Shropshire Council](#)



| | | | |
|--|--|---|---|
| Broseley CE Primary Dark Lane, Broseley, TF12 5LW | | Headteacher: Miss Claire Killick Tel: 01952 567630 www.broseleyprimary.co.uk | Published Admission Number: 30 |
| DfE Number: 893 3133 | | Pupils on roll January 2025: 217 | Age range: 5-11 |
| Type: Voluntary Controlled | | Admission Authority: Shropshire Council | |
| Year Reception Entry – September | | 2025 | |
| Total applications received | | 36 | |
| Total on-time 1 st preference applications received | | 24 | |
| Total places allocated on National Offer Day | | 24 (of which 24 were 1 st preference) | |
| Criteria & distance of last on-time place allocated | | Out of area at a distance of 1.435 miles | |
| Total Number of Appeals Heard | | N/A | |
| Total Number of Appeals Upheld | | N/A | |
| Oversubscription Criteria Summary: Children who have an Education, Health and Care Plan, which names the school which the child should attend because their needs can be met best by that particular school, will be offered places before other children | | | |
| <div><div>1.</div><div>Priority will be given to Looked After Children or a Previously Looked after Children</div></div> <div><div>2.</div><div>Very exceptionally, priority may be given to a child who has a particular health reason requiring them to attend a specific school</div></div> <div><div>3.</div><div>Children living inside the catchment area who will have an older sibling of compulsory school age at the school on the day they are due to start there.</div></div> <div><div>4.</div><div>Children living inside the catchment area by distance</div></div> <div><div>5.</div><div>Children of staff members who have been continuously employed at Broseley CE Primary School either<div><div>a)</div><div>on a permanent contract, for at least two years at the time of application</div></div><div><div>b)</div><div>have been recruited to fill a vacant post where there is a demonstrable skill shortage</div></div></div></div> <div><div>6.</div><div>Children outside the catchment area with an older sibling on roll at the school when they are due to start</div></div> <div><div>7.</div><div>All other children living outside the catchment area on distance</div></div> | | | |
| <i>All distances are measured as a straight-line from the home address to the nearest school pedestrian gate.</i> | | | |
| For the full admission arrangement and detailed oversubscription criteria for Broseley CE Primary School, please visit the school's website. | | | |

Key Information for Parents

- Late applications are only considered after all on-time applications have been processed.
- To find your catchment or nearest school, please use our mapping software – [Shropshire Council Maps](#)
- For further details on how places were allocated, please visit our web page - [How school places are allocated | Shropshire Council](#)



| | | | |
|---|--|---|---|
| Broseley John Wilkinson Primary Coalport Road, Broseley, TF12 5AN | | Headteacher: Mrs Stephanie Beard Tel: 01952 882950 www.jwprimaryandnursery.co.uk | Published Admission Number: 28 |
| DfE Number: 893 2159 | | Pupils on roll January 2025: 160 | Age range: 2-11 |
| Type: Academy | | Admission Authority: 3-18 Academy Trust | |
| Year Reception Entry – September | | 2025 | |
| Total applications received | | 23 | |
| Total on-time 1 st preference applications received | | 10 | |
| Total places allocated on National Offer Day | | 10 (of which 10 were 1 st preference) | |
| Criteria & distance of last on-time place allocated | | Out of area at a distance of 1.178 miles | |
| Total Number of Appeals Heard | | N/A | |
| Total Number of Appeals Upheld | | N/A | |
| Oversubscription Criteria Summary: | | | |
| Children who have an Education, Health and Care Plan, which names the school which the child should attend because their needs can be met best by that particular school, will be offered places before other children | | | |
| <div><div>1.</div><div>Priority will be given to Looked After Children or Previously Looked after Children</div></div> <div><div>2.</div><div>Very exceptionally, priority may be given to a child who has a particular health reason requiring them to attend a specific school</div></div> <div><div>3.</div><div>Children living inside the catchment area who will have an older sibling of compulsory school age at the school on the day they are due to start</div></div> <div><div>4.</div><div>All other applicants living within catchment area by distance.</div></div> <div><div>5.</div><div>Children of staff members who have been continuously employed at John Wilkinson Primary School either</div><div><div>a)</div><div>on a permanent contract, for at least two years at the time of application, or</div></div><div><div>b)</div><div>have been recruited to fill a vacant post where there is a demonstrable skill shortage</div></div></div> <div><div>6.</div><div>Children outside the catchment area with an older sibling on roll at the school when they are due to start</div></div> <div><div>7.</div><div>All other children living outside the catchment area on distance</div></div> | | | |
| All distances are measured as a straight-line from the home address to the nearest school pedestrian gate. | | | |
| For the full admission arrangement and detailed oversubscription criteria for John Wilkinson Primary School, please visit the school’s website. | | | |

Key Information for Parents

- Late applications are only considered after all on-time applications have been processed.
- To find your catchment or nearest school, please use our mapping software – [Shropshire Council Maps](#)
- For further details on how places were allocated, please visit our web page - [How school places are allocated | Shropshire Council](#)



| | | | |
|--|--|---|---|
| Brown Clee CE Primary Station Road, Ditton Priors, Bridgnorth WV16 6SS | | Headteacher: Mr Danny Harley Tel: 01746 712652 www.browncleeschool.org.uk | Published Admission Number: 20 |
| DfE Number: 893 3159 | Pupils on roll January 2025: 98 | Age range: 4-11 | |
| Type: Voluntary Controlled | Admission Authority: Shropshire Council | | |
| Year Reception Entry – September | | 2025 | |
| Total applications received | | 19 | |
| Total on-time 1 st preference applications received | | 15 | |
| Total places allocated on National Offer Day | | 15 (of which 15 were 1 st preference) | |
| Criteria & distance of last on-time place allocated | | Out of area at a distance of 7.565 miles | |
| Total Number of Appeals Heard | | N/A | |
| Total Number of Appeals Upheld | | N/A | |
| Oversubscription Criteria Summary: Children who have an Education, Health and Care Plan, which names the school which the child should attend because their needs can be met best by that particular school, will be offered places before other children | | | |
| <div><div>1.</div><div>Priority will be given to Looked After Children or a Previously Looked after Children</div></div> <div><div>2.</div><div>Very exceptionally, priority may be given to a child who has a particular health reason requiring them to attend a specific school</div></div> <div><div>3.</div><div>Children living inside the catchment area who will have an older sibling of compulsory school age at the school on the day they are due to start there.</div></div> <div><div>4.</div><div>Children living inside the catchment area by distance</div></div> <div><div>5.</div><div>Children of staff members who have been continuously employed at Brown Clee CE Primary School either</div><div><div>a)</div><div>on a permanent contract, for at least two years at the time of application</div></div><div><div>b)</div><div>have been recruited to fill a vacant post where there is a demonstrable skill shortage</div></div></div> <div><div>6.</div><div>Children outside the catchment area with an older sibling on roll at the school when they are due to start</div></div> <div><div>7.</div><div>All other children living outside the catchment area on distance</div></div> | | | |
| <i>All distances are measured as a straight-line from the home address to the nearest school pedestrian gate.</i> | | | |
| For the full admission arrangement and detailed oversubscription criteria for Brown Clee CE Primary School, please visit the school's website. | | | |

Key Information for Parents

- Late applications are only considered after all on-time applications have been processed.
- To find your catchment or nearest school, please use our mapping software – [Shropshire Council Maps](#)
- For further details on how places were allocated, please visit our web page - [How school places are allocated | Shropshire Council](#)



| | | | |
|---|--|---|--|
| Bucknall, St Mary's CE Primary Chapel Lawn Road, Bucknall, SY7 0AA | | Headteacher: Mrs Rach Braybrooke Tel: 01547 530264 www.bhf.shropshire.sch.uk | Published Admission Number: 8 |
| DfE Number: 893 3307 | Pupils on roll January 2025: 45 | Age range: 5-11 | |
| Type: Voluntary Aided | Admission Authority: Governing Body | | |
| Year Reception Entry – September | | 2025 | |
| Total applications received | | 4 | |
| Total on-time 1 st preference applications received | | 3 | |
| Total places allocated on National Offer Day | | 3 (of which 3 were 1 st preference) | |
| Criteria & distance of last on-time place allocated | | Out of area at a distance of 4.553 miles | |
| Total Number of Appeals Heard | | N/A | |
| Total Number of Appeals Upheld | | N/A | |
| Oversubscription Criteria Summary: Children who have an Education, Health and Care Plan, which names the school which the child should attend because their needs can be met best by that particular school, will be offered places before other children <ol style="list-style-type: none">1. Priority will be given to Looked After Children or Previously Looked after Children2. Very exceptionally, priority may be given to a child who has a particular health reason requiring them to attend a specific school3. Children living inside the catchment area who will have an older sibling of compulsory school age at the school on the day they are due to start4. All other applicants living within catchment area by distance.5. Children outside the catchment area with an older sibling on roll at the school when they are due to start6. All other children living outside the catchment area on distance <i>All distances are measured as a straight-line from the home address to the nearest school pedestrian gate.</i> For the full admission arrangement and detailed oversubscription criteria for St Mary's CE Primary School Bucknall, please visit the school's website. | | | |

Key Information for Parents

- Late applications are only considered after all on-time applications have been processed.
- To find your catchment or nearest school, please use our mapping software – [Shropshire Council Maps](#)
- For further details on how places were allocated, please visit our web page - [How school places are allocated | Shropshire Council](#)



| | | |
|---|--|---|
| Buildwas Academy Buildwas, Telford, TF8 7DA | Headteacher: Mrs Laura Sherratt Tel: 01952 387827 www.buildwasacademy.com | Published Admission Number: 15 |
| DfE Number: 893 2007 | Pupils on roll January 2025: 66 | Age range: 3-11 |
| Type: Academy | Admission Authority: Mighty Oaks Academy Trust | |
| Year Reception Entry – September | 2025 | |
| Total applications received | 13 | |
| Total on-time 1 st preference applications received | 6 | |
| Total places allocated on National Offer Day | 7 (of which 6 were 1 st preference) | |
| Criteria & distance of last on-time place allocated | Out of area at a distance of 3.74 miles | |
| Total Number of Appeals Heard | N/A | |
| Total Number of Appeals Upheld | N/A | |
| Oversubscription Criteria Summary: Children who have an Education, Health and Care Plan, which names the school which the child should attend because their needs can be met best by that particular school, will be offered places before other children <ol style="list-style-type: none">1. Priority will be given to Looked After Children or Previously Looked after Children2. Children living inside the catchment area who will have an older sibling of compulsory school age at the school on the day they are due to start3. All other applicants living within catchment area by distance.4. Children outside the catchment area with an older sibling on roll at the school when they are due to start5. All other children living outside the catchment area on distance <i>All distances are measured as a straight-line from the home address to the nearest school pedestrian gate.</i> For the full admission arrangement and detailed oversubscription criteria for Buildwas Academy, please visit the school's website. | | |

Key Information for Parents

- Late applications are only considered after all on-time applications have been processed.
- To find your catchment or nearest school, please use our mapping software – [Shropshire Council Maps](#)
- For further details on how places were allocated, please visit our web page - [How school places are allocated | Shropshire Council](#)



| | | | |
|--|--|--|---|
| Burford CE Primary Foresters Road, Burford, Tenbury, Worcs, WR15 8AT | | Headteacher: Mrs Emma Partridge Tel: 01584 810244 www.burfordceprimary.co.uk | Published Admission Number: 20 |
| DfE Number: 893 3018 | | Pupils on roll January 2025: 144 | Age range: 3-11 |
| Type: Academy | | Admission Authority: Diocese of Hereford Multi Academy Trust | |
| Year Reception Entry – September | | 2025 | |
| Total applications received | | 25 | |
| Total on-time 1 st preference applications received | | 16 | |
| Total places allocated on National Offer Day | | 16 (of which 16 were 1 st preference) | |
| Criteria & distance of last on-time place allocated | | Out of area at a distance of 8.548 miles | |
| Total Number of Appeals Heard | | N/A | |
| Total Number of Appeals Upheld | | N/A | |
| Oversubscription Criteria Summary: | | | |
| Children who have an Education, Health and Care Plan, which names the school which the child should attend because their needs can be met best by that particular school, will be offered places before other children | | | |
| <div><div>1.</div><div>2.</div><div>3.</div><div>4.</div><div>5.</div><div>6.</div><div>7.</div></div> <div>Priority will be given to Looked After Children or Previously Looked after Children</div> <div>Very exceptionally, priority may be given to a child who has a particular health reason requiring them to attend a specific school</div> <div>Children of service personnel with a confirmed posting to the area or a crown servant returning to the area</div> <div>Children living inside the catchment area who will have a sibling of compulsory school age at the school on the day they are due to start</div> <div>All other applicants living within catchment area by distance.</div> <div>Children outside the catchment area with a sibling on roll at the school when they are due to start</div> <div>All other children living outside the catchment area on distance</div> | | | |
| <i>All distances are measured as a straight-line from the home address to the nearest school pedestrian gate.</i> | | | |
| For the full admission arrangement and detailed oversubscription criteria for Burford CE Primary School, please visit the school's website. | | | |

Key Information for Parents

- Late applications are only considered after all on-time applications have been processed.
- To find your catchment or nearest school, please use our mapping software – [Shropshire Council Maps](#)
- For further details on how places were allocated, please visit our web page - [How school places are allocated | Shropshire Council](#)

| | | | |
|---|--|--|---|
| Chirbury CE Primary Chirbury, Montgomery, Powys, SY15 6BN | | Headteacher: Ms Claire Morris Tel: 01938 561647 www.shf.shropshire.sch.uk | Published Admission Number: 12 |
| DfE Number: 893 3022 | | Pupils on roll January 2025: 84 | Age range: 2-11 |
| Type: Voluntary Controlled | | Admission Authority: Shropshire Council | |
| Year Reception Entry – September | | 2025 | |
| Total applications received | | 21 | |
| Total on-time 1 st preference applications received | | 16 | |
| Total places allocated on National Offer Day | | 15 (of which 15 were 1 st preference) | |
| Criteria & distance of last on-time place allocated | | Out of area at a distance of 2.666 miles | |
| Total Number of Appeals Heard | | N/A | |
| Total Number of Appeals Upheld | | N/A | |
| Oversubscription Criteria Summary: | | | |
| Children who have an Education, Health and Care Plan, which names the school which the child should attend because their needs can be met best by that particular school, will be offered places before other children | | | |
| <div><div>1.</div><div>2.</div><div>3.</div><div>4.</div><div>5.</div><div>6.</div><div>7.</div></div> <div>Priority will be given to Looked After Children or a Previously Looked after Children</div> <div>Very exceptionally, priority may be given to a child who has a particular health reason requiring them to attend a specific school</div> <div>Children living inside the catchment area who will have an older sibling of compulsory school age at the school on the day they are due to start there.</div> <div>Children living inside the catchment area by distance</div> <div>Children of staff members who have been continuously employed at Chirbury CE Primary School either</div> <div>a) on a permanent contract, for at least two years at the time of application, or</div> <div>b) have been recruited to fill a vacant post where there is a demonstrable skill shortage</div> <div>Children outside the catchment area with an older sibling on roll at the school when they are due to start</div> <div>All other children living outside the catchment area on distance</div> | | | |
| All distances are measured as a straight-line from the home address to the nearest school pedestrian gate. | | | |
| For the full admission arrangement and detailed oversubscription criteria for Chirbury CE Primary School, please visit the school's website. | | | |

Key Information for Parents

- Late applications are only considered after all on-time applications have been processed.
- To find your catchment or nearest school, please use our mapping software – [Shropshire Council Maps](#)
- For further details on how places were allocated, please visit our web page - [How school places are allocated | Shropshire Council](#)



| | | | |
|--|--|--|---|
| Church Preen Primary Church Preen, Church Stretton, SY6 7LH | | Headteacher: Mrs Marilyn Hunt Tel: 01694 771359 www.churchpreenschool.org.uk | Published Admission Number: 13 |
| DfE Number: 893 2034 | | Pupils on roll January 2025: 36 | Age range: 5-11 |
| Type: Controlled | | Admission Authority: Shropshire Council – Edge Schools Federation | |
| Year Reception Entry – September | | 2025 | |
| Total applications received | | 17 | |
| Total on-time 1 st preference applications received | | 8 | |
| Total places allocated on National Offer Day | | 8 (of which 8 were 1 st preference) | |
| Criteria & distance of last on-time place allocated | | Out of area at a distance of 10.182 miles | |
| Total Number of Appeals Heard | | N/A | |
| Total Number of Appeals Upheld | | N/A | |
| Oversubscription Criteria Summary: Children who have an Education, Health and Care Plan, which names the school which the child should attend because their needs can be met best by that particular school, will be offered places before other children <ol style="list-style-type: none">1. Priority will be given to Looked After Children or a Previously Looked after Children2. Very exceptionally, priority may be given to a child who has a particular health reason requiring them to attend a specific school3. Children living inside the catchment area who will have an older sibling of compulsory school age at the school on the day they are due to start there.4. Children living inside the catchment area by distance5. Children of staff members who have been continuously employed at Church Preen Primary School either<ol style="list-style-type: none">a) on a permanent contract, for at least two years at the time of applicationb) have been recruited to fill a vacant post where there is a demonstrable skill shortage6. Children outside the catchment area with an older sibling on roll at the school when they are due to start7. All other children living outside the catchment area on distance <i>All distances are measured as a straight-line from the home address to the nearest school pedestrian gate.</i> For the full admission arrangement and detailed oversubscription criteria for Church Preen Primary School, please visit the school's website. | | | |

Key Information for Parents

- Late applications are only considered after all on-time applications have been processed.
- To find your catchment or nearest school, please use our mapping software – [Shropshire Council Maps](#)
- For further details on how places were allocated, please visit our web page - [How school places are allocated | Shropshire Council](#)



| | | |
|---|---|--|
| Church Stretton, St Lawrence CE Primary & Nursery Shrewsbury Road, Church Stretton, SY6 6EX | Headteacher: Mr Alan Brannen Tel: 01694 722682 www.stlawrenceprimary.org.uk | Published Admission Number: 30 |
| DfE Number: 893 3024 | Pupils on roll January 2025: 196 | Age range: 2-11 |
| Type: Voluntary Controlled | Admission Authority: Shropshire Council | |
| Year Reception Entry – September | 2025 | |
| Total applications received | 30 | |
| Total on-time 1 st preference applications received | 18 | |
| Total places allocated on National Offer Day | 18 (of which 18 were 1 st preference) | |
| Criteria & distance of last on-time place allocated | Out of area at a distance of 18.148 miles | |
| Total Number of Appeals Heard | N/A | |
| Total Number of Appeals Upheld | N/A | |
| Oversubscription Criteria Summary: | | |
| Children who have an Education, Health and Care Plan, which names the school which the child should attend because their needs can be met best by that particular school, will be offered places before other children | | |
| <div><div>1.</div><div>Priority will be given to Looked After Children or a Previously Looked after Children</div></div> <div><div>2.</div><div>Very exceptionally, priority may be given to a child who has a particular health reason requiring them to attend a specific school</div></div> <div><div>3.</div><div>Children living inside the catchment area who will have an older sibling of compulsory school age at the school on the day they are due to start there.</div></div> <div><div>4.</div><div>Children living inside the catchment area by distance</div></div> <div><div>5.</div><div>Children of staff members who have been continuously employed at St Lawrence CE Primary School either<div><div>a)</div><div>on a permanent contract, for at least two years at the time of application, or</div></div><div><div>b)</div><div>have been recruited to fill a vacant post where there is a demonstrable skill shortage</div></div></div></div> <div><div>6.</div><div>Children outside the catchment area with an older sibling on roll at the school when they are due to start</div></div> <div><div>7.</div><div>All other children living outside the catchment area on distance</div></div> | | |
| All distances are measured as a straight-line from the home address to the nearest school pedestrian gate. | | |
| For the full admission arrangement and detailed oversubscription criteria for St Lawrence CE Primary School Church Stretton, please visit the school’s website. | | |

Key Information for Parents

- Late applications are only considered after all on-time applications have been processed.
- To find your catchment or nearest school, please use our mapping software – [Shropshire Council Maps](#)
- For further details on how places were allocated, please visit our web page - [How school places are allocated | Shropshire Council](#)



| | | | |
|--|--|---|---|
| Claverley CE Primary Aston Lane, Claverley, Near Wolverhampton WV5 7DX | | Headteacher: Mrs Jo Derrer Tel: 01746 710636 www.claverleyprimary.org.uk | Published Admission Number: 16 |
| DfE Number: 893 3311 | Pupils on roll January 2025: 100 | Age range: 4-11 | |
| Type: Voluntary Aided | Admission Authority: Governing Body | | |
| Year Reception Entry – September | | 2025 | |
| Total applications received | | 29 | |
| Total on-time 1 st preference applications received | | 13 | |
| Total places allocated on National Offer Day | | 13 (of which 13 were 1 st preference) | |
| Criteria & distance of last on-time place allocated | | Out of area at a distance of 3.816 miles | |
| Total Number of Appeals Heard | | N/A | |
| Total Number of Appeals Upheld | | N/A | |
| Oversubscription Criteria Summary: | | | |
| Children who have an Education, Health and Care Plan, which names the school which the child should attend because their needs can be met best by that particular school, will be offered places before other children | | | |
| <ol style="list-style-type: none">1. Priority will be given to Looked After Children or Previously Looked after Children2. Very exceptionally, priority may be given to a child who has a particular health reason requiring them to attend a specific school3. Children living inside the catchment area who will have an older sibling of compulsory school age at the school on the day they are due to start4. All other applicants living within catchment area by distance.5. Children outside the catchment area with an older sibling on roll at the school when they are due to start6. All other children living outside the catchment area on distance | | | |
| <i>All distances are measured as a straight-line from the home address to the nearest school pedestrian gate.</i> | | | |
| For the full admission arrangement and detailed oversubscription criteria for Claverley CE Primary School, please visit the school's website. | | | |

Key Information for Parents

- Late applications are only considered after all on-time applications have been processed.
- To find your catchment or nearest school, please use our mapping software – [Shropshire Council Maps](#)
- For further details on how places were allocated, please visit our web page - [How school places are allocated | Shropshire Council](#)



| | | |
|---|--|---|
| Clee Hill Community Academy Tenbury Road, Clee Hill, Ludlow, SY8 3NE | Headteacher: Mrs Ceri Little Tel: 01584 890384 www.chcacademy.co.uk | Published Admission Number: 20 |
| DfE Number: 893 2035 | Pupils on roll January 2025: 130 | Age range: 2-11 |
| Type: Academy | Admission Authority: Shropshire Gateway Educational Trust | |
| Year Reception Entry – September | 2025 | |
| Total applications received | 16 | |
| Total on-time 1 st preference applications received | 15 | |
| Total places allocated on National Offer Day | 16 (of which 15 were 1 st preference) | |
| Criteria & distance of last on-time place allocated | Out of catchment 5.015 miles | |
| Total Number of Appeals Heard | N/A | |
| Total Number of Appeals Upheld | N/A | |
| Oversubscription Criteria Summary: Children who have an Education, Health and Care Plan, which names the school which the child should attend because their needs can be met best by that particular school, will be offered places before other children <div><div>1.</div><div>Priority will be given to Looked After Children or Previously Looked after Children</div></div> <div><div>2.</div><div>Children living inside the catchment area who will have a sibling of compulsory school age at the school on the day they are due to start</div></div> <div><div>3.</div><div>All other applicants living within catchment area by distance.</div></div> <div><div>4.</div><div>Children outside the catchment area with an older sibling on roll at the school when they are due to start</div></div> <div><div>5.</div><div>All other children living outside the catchment area on distance</div></div> <i>All distances are measured as a straight-line from the home address to the nearest school pedestrian gate.</i> For the full admission arrangement and detailed oversubscription criteria for Clee Hill Community Academy, please visit the school’s website. | | |

Key Information for Parents

- Late applications are only considered after all on-time applications have been processed.
- To find your catchment or nearest school, please use our mapping software – [Shropshire Council Maps](#)
- For further details on how places were allocated, please visit our web page - [How school places are allocated | Shropshire Council](#)



Cleobury Mortimer Primary

Church Preen, Church Stretton, SY6 7LH

Headteacher: Mrs Sarah Desborough

Tel: 01299 270313

www.cmpschoo.co.uk

Published Admission Number:

37

DfE Number: 893 2034

Pupils on roll January 2025: 227

Age range: 5-11

Type: Controlled

Admission Authority: Shropshire Council

Year Reception Entry – September

2025

| | |
|--|---|
| Total applications received | 29 |
| Total on-time 1 st preference applications received | 28 |
| Total places allocated on National Offer Day | 29 (of which 28 were 1 st preference) |
| Criteria & distance of last on-time place allocated | Out of area sibling 6.07 miles |
| Total Number of Appeals Heard | N/A |
| Total Number of Appeals Upheld | N/A |

Oversubscription Criteria Summary:

Children who have an Education, Health and Care Plan, which names the school which the child should attend because their needs can be met best by that particular school, will be offered places before other children

1. Priority will be given to Looked After Children or a Previously Looked after Children
2. Very exceptionally, priority may be given to a child who has a particular health reason requiring them to attend a specific school
3. Children living inside the catchment area who will have an older sibling of compulsory school age at the school on the day they are due to start there.
4. Children living inside the catchment area by distance
5. Children of staff members who have been continuously employed at Cleobury Mortimer Primary School either
 - a) on a permanent contract, for at least two years at the time of application
 - b) have been recruited to fill a vacant post where there is a demonstrable skill shortage
6. Children outside the catchment area with an older sibling on roll at the school when they are due to start
7. All other children living outside the catchment area on distance

All distances are measured as a straight-line from the home address to the nearest school pedestrian gate.

For the full admission arrangement and detailed oversubscription criteria for Cleobury Mortimer Primary School, please visit the school's website.

Key Information for Parents

- Late applications are only considered after all on-time applications have been processed.
- To find your catchment or nearest school, please use our mapping software – [Shropshire Council Maps](#)
- For further details on how places were allocated, please visit our web page - [How school places are allocated | Shropshire Council](#)



| | | |
|--|---|---|
| Clun, St George's CE Academy School Road, Clun, Craven Arms, SY7 8JQ | Headteacher: Ms Katie Froggatt Tel: 01588 640229 www.clunprimaryschool.org.uk | Published Admission Number: <div style="font-size: 2em; text-align: center;">15</div> |
| DfE Number: 893 3312 | Pupils on roll January 2025: 87 | Age range: 5-11 |
| Type: Academy | Admission Authority: Diocese of Hereford Multi Academy Trust | |

| Year Reception Entry – September | 2025 |
|--|---|
| Total applications received | 22 |
| Total on-time 1 st preference applications received | 15 |
| Total places allocated on National Offer Day | 15 (of which 15 were 1 st preference) |
| Criteria & distance of last on-time place allocated | Out of catchment 6.075 miles |
| Total Number of Appeals Heard | 1 |
| Total Number of Appeals Upheld | 1 |

Oversubscription Criteria Summary:

Children who have an Education, Health and Care Plan, which names the school which the child should attend because their needs can be met best by that particular school, will be offered places before other children

1. Priority will be given to Looked After Children or Previously Looked after Children
2. Very exceptionally, priority may be given to a child who has a particular health reason requiring them to attend a specific school
3. Children of service personnel with a confirmed posting to the area or a crown servant returning to the area
4. Children living inside the catchment area who will have a sibling of compulsory school age at the school on the day they are due to start
5. All other applicants living within catchment area by distance.
6. Children outside the catchment area with a sibling on roll at the school when they are due to start
7. All other children living outside the catchment area on distance

All distances are measured as a straight-line from the home address to the nearest school pedestrian gate.

For the full admission arrangement and detailed oversubscription criteria for St George's CE Primary School Clun, please visit the school's website.

Key Information for Parents

- Late applications are only considered after all on-time applications have been processed.
- To find your catchment or nearest school, please use our mapping software – [Shropshire Council Maps](#)
- For further details on how places were allocated, please visit our web page - [How school places are allocated | Shropshire Council](#)



| | | |
|--|---|---|
| Clunbury CE (Aided) Primary Clunbury, Craven Arms, SY7 0HE | Headteacher: Mrs Anna Cook Tel: 01588 660207 www.clunburyschool.org.uk | Published Admission Number: <div>10</div> |
| DfE Number: 893 3313 | Pupils on roll January 2025: 53 | Age range: 2 -11 |
| Type: Voluntary Aided | Admission Authority: Shropshire Council – Blue Hills Federation | |

| Year Reception Entry – September | 2025 |
|--|---|
| Total applications received | 14 |
| Total on-time 1 st preference applications received | 3 |
| Total places allocated on National Offer Day | 4 (of which 3 were 1 st preference) |
| Criteria & distance of last on-time place allocated | Out of catchment with sibling 9.353 miles |
| Total Number of Appeals Heard | N/A |
| Total Number of Appeals Upheld | N/A |

Oversubscription Criteria Summary:

Children who have an Education, Health and Care Plan, which names the school which the child should attend because their needs can be met best by that particular school, will be offered places before other children

1. Priority will be given to Looked After Children or Previously Looked after Children
2. Very exceptionally, priority may be given to a child who has a particular health reason requiring them to attend a specific school
3. Children living inside the catchment area who will have an older sibling of compulsory school age at the school on the day they are due to start
4. All other applicants living within catchment area by distance.
5. Children outside the catchment area with an older sibling on roll at the school when they are due to start
6. All other children living outside the catchment area on distance

All distances are measured as a straight-line from the home address to the nearest school pedestrian gate.

For the full admission arrangement and detailed oversubscription criteria for Clunbury CE Primary School, please visit the school's website.

Key Information for Parents

- Late applications are only considered after all on-time applications have been processed.
- To find your catchment or nearest school, please use our mapping software – [Shropshire Council Maps](#)
- For further details on how places were allocated, please visit our web page - [How school places are allocated | Shropshire Council](#)



| | | | |
|---|---|---|---|
| Condover CE Primary Condover, Shrewsbury, SY5 7AA | | Headteacher: Miss Rebecca Elvins Tel: 01743 872108 www.condoverschool.co.uk | Published Admission Number: 20 |
| DfE Number: 893 3316 | Pupils on roll January 2025: 116 | | Age range: 5-11 |
| Type: Academy | Admission Authority: Diocese of Hereford Multi Academy Trust | | |
| Year Reception Entry – September | | 2025 | |
| Total applications received | | 51 | |
| Total on-time 1 st preference applications received | | 13 | |
| Total places allocated on National Offer Day | | 17 (of which 13 were 1 st preference) | |
| Criteria & distance of last on-time place allocated | | Out of area on distance 3.684 miles | |
| Total Number of Appeals Heard | | N/A | |
| Total Number of Appeals Upheld | | N/A | |
| Oversubscription Criteria Summary: | | | |
| Children who have an Education, Health and Care Plan, which names the school which the child should attend because their needs can be met best by that particular school, will be offered places before other children | | | |
| <div><div>1.</div><div>Priority will be given to Looked After Children or Previously Looked after Children</div></div> <div><div>2.</div><div>Very exceptionally, priority may be given to a child who has a particular health reason requiring them to attend a specific school</div></div> <div><div>3.</div><div>Children of service personnel with a confirmed posting to the area or a crown servant returning to the area</div></div> <div><div>4.</div><div>Children living inside the catchment area who will have a sibling of compulsory school age at the school on the day they are due to start</div></div> <div><div>5.</div><div>All other applicants living within catchment area by distance.</div></div> <div><div>6.</div><div>Children outside the catchment area with a sibling on roll at the school when they are due to start</div></div> <div><div>7.</div><div>All other children living outside the catchment area on distance</div></div> | | | |
| <i>All distances are measured as a straight-line from the home address to the nearest school pedestrian gate.</i> | | | |
| For the full admission arrangement and detailed oversubscription criteria for Condover CE Primary School, please visit the school’s website. | | | |

Key Information for Parents

- Late applications are only considered after all on-time applications have been processed.
- To find your catchment or nearest school, please use our mapping software – [Shropshire Council Maps](#)
- For further details on how places were allocated, please visit our web page - [How school places are allocated | Shropshire Council](#)



| | | | |
|--|---|---|---|
| Corvedale CE Primary Diddlebury, Craven Arms, SY7 9DH | | Headteacher: Tel: 01584 841630 www.corvedaleschool.co.uk | Published Admission Number: 15 |
| DfE Number: 893 3360 | Pupils on roll January 2025: 63 | | Age range: 5-11 |
| Type: Voluntary Aided | Admission Authority: Shropshire Counmcil | | |
| Year Reception Entry – September | | 2025 | |
| Total applications received | | 18 | |
| Total on-time 1 st preference applications received | | 14 | |
| Total places allocated on National Offer Day | | 14 (of which 14 were 1 st preference) | |
| Criteria & distance of last on-time place allocated | | Out of area on distance 5.082 miles | |
| Total Number of Appeals Heard | | N/A | |
| Total Number of Appeals Upheld | | N/A | |
| Oversubscription Criteria Summary: Children who have an Education, Health and Care Plan, which names the school which the child should attend because their needs can be met best by that particular school, will be offered places before other children <ol style="list-style-type: none">1. Priority will be given to Looked After Children or Previously Looked after Children2. Very exceptionally, priority may be given to a child who has a particular health reason requiring them to attend a specific school3. Children living inside the catchment area who will have an older sibling of compulsory school age at the school on the day they are due to start4. All other applicants living within catchment area by distance.5. Children outside the catchment area with an older sibling on roll at the school when they are due to start6. All other children living outside the catchment area on distance <i>All distances are measured as a straight-line from the home address to the nearest school pedestrian gate.</i> For the full admission arrangement and detailed oversubscription criteria for Corvedale CE Primary School, please visit the school's website. | | | |

Key Information for Parents

- Late applications are only considered after all on-time applications have been processed.
- To find your catchment or nearest school, please use our mapping software – [Shropshire Council Maps](#)
- For further details on how places were allocated, please visit our web page - [How school places are allocated | Shropshire Council](#)



| | | |
|--|--|---|
| Cressage, Christ Church CE Primary Sheinton Road, Cressage, SY5 6DH | Headteacher: Mrs Emma Clarke (Acting Head) Tel: 01952 510383 www.christchurchcressage.co.uk | Published Admission Number: 15 |
| DfE Number: 893 3030 | Pupils on roll January 2025: 125 | Age range: 5-11 |
| Type: Voluntary Controlled | Admission Authority: Shropshire Church of England Academy Trust | |
| Year Reception Entry – September | 2025 | |
| Total applications received | 27 | |
| Total on-time 1 st preference applications received | 18 | |
| Total places allocated on National Offer Day | 19 (of which 18 were 1 st preference) | |
| Criteria & distance of last on-time place allocated | Out of area on distance 4.959 miles | |
| Total Number of Appeals Heard | N/A | |
| Total Number of Appeals Upheld | N/A | |
| Oversubscription Criteria Summary: Children who have an Education, Health and Care Plan, which names the school which the child should attend because their needs can be met best by that particular school, will be offered places before other children <ol style="list-style-type: none">1. Priority will be given to Looked After Children or a Previously Looked after Children2. Very exceptionally, priority may be given to a child who has a particular health reason requiring them to attend a specific school3. Children living inside the catchment area who will have an older sibling of compulsory school age at the school on the day they are due to start there.4. Children living inside the catchment area by distance5. Children of staff members who have been continuously employed at Christ Church CE Primary School either<ol style="list-style-type: none">a) on a permanent contract, for at least two years at the time of applicationb) have been recruited to fill a vacant post where there is a demonstrable skill shortage6. Children outside the catchment area with an older sibling on roll at the school when they are due to start7. All other children living outside the catchment area on distance <i>All distances are measured as a straight-line from the home address to the nearest school pedestrian gate.</i> For the full admission arrangement and detailed oversubscription criteria for Christ Church CE Primary School, please visit the school's website. | | |

Key Information for Parents

- Late applications are only considered after all on-time applications have been processed.
- To find your catchment or nearest school, please use our mapping software – [Shropshire Council Maps](#)
- For further details on how places were allocated, please visit our web page - [How school places are allocated | Shropshire Council](#)



| | | |
|---|--|---|
| Dorrington, St Edward's CE Primary Church Road, Dorington, SY5 7JL | Headteacher: Mrs Becky Elvins Tel: 01694 771359 www.stedwards.shropshire.sch.uk | Published Admission Number: 8 |
| DfE Number: 893 2010 | Pupils on roll January 2025: 34 | Age range: 5-11 |
| Type: Academy | Admission Authority: Diocese of Hereford Multi Academy Trust | |
| Year Reception Entry – September | 2025 | |
| Total applications received | 11 | |
| Total on-time 1 st preference applications received | 3 | |
| Total places allocated on National Offer Day | 4 (of which 3 were 1 st preference) | |
| Criteria & distance of last on-time place allocated | Catchment with sibling 0.105 miles | |
| Total Number of Appeals Heard | N/A | |
| Total Number of Appeals Upheld | N/A | |
| Oversubscription Criteria Summary: Children who have an Education, Health and Care Plan, which names the school which the child should attend because their needs can be met best by that particular school, will be offered places before other children <div><div>1.</div><div>Priority will be given to Looked After Children or Previously Looked after Children</div></div> <div><div>2.</div><div>Very exceptionally, priority may be given to a child who has a particular health reason requiring them to attend a specific school</div></div> <div><div>3.</div><div>Children of service personnel with a confirmed posting to the area or a crown servant returning to the area</div></div> <div><div>4.</div><div>Children living inside the catchment area who will have a sibling of compulsory school age at the school on the day they are due to start</div></div> <div><div>5.</div><div>All other applicants living within catchment area by distance.</div></div> <div><div>6.</div><div>Children outside the catchment area with a sibling on roll at the school when they are due to start</div></div> <div><div>7.</div><div>All other children living outside the catchment area on distance</div></div> <div><p><i>All distances are measured as a straight-line from the home address to the nearest school pedestrian gate.</i></p><p>For the full admission arrangement and detailed oversubscription criteria for St Edward's CE Primary School, please visit the school's website.</p></div> | | |

Key Information for Parents

- Late applications are only considered after all on-time applications have been processed.
- To find your catchment or nearest school, please use our mapping software – [Shropshire Council Maps](#)
- For further details on how places were allocated, please visit our web page - [How school places are allocated | Shropshire Council](#)



| | | |
|---|---|---|
| Farlow CE Primary Cleobury Mortimer, Kidderminster, Worcs, DY14 0RQ | Headteacher: Tel: 01694 771359 www.farlow.shropshire.sch.uk | Published Admission Number: 8 |
| DfE Number: 893 3041 | Pupils on roll January 2025: 28 | Age range: 5-11 |
| Type: Voluntary Controlled | Admission Authority: Shropshire Council | |
| Year Reception Entry – September | 2025 | |
| Total applications received | 9 | |
| Total on-time 1 st preference applications received | 5 | |
| Total places allocated on National Offer Day | 5 (of which 5 were 1 st preference) | |
| Criteria & distance of last on-time place allocated | Out of area on distance 2.353 miles | |
| Total Number of Appeals Heard | N/A | |
| Total Number of Appeals Upheld | N/A | |
| Oversubscription Criteria Summary: | | |
| Children who have an Education, Health and Care Plan, which names the school which the child should attend because their needs can be met best by that particular school, will be offered places before other children | | |
| <div><div>1.</div><div>Priority will be given to Looked After Children or a Previously Looked after Children</div></div> <div><div>2.</div><div>Very exceptionally, priority may be given to a child who has a particular health reason requiring them to attend a specific school</div></div> <div><div>3.</div><div>Children living inside the catchment area who will have an older sibling of compulsory school age at the school on the day they are due to start there.</div></div> <div><div>4.</div><div>Children living inside the catchment area by distance</div></div> <div><div>5.</div><div>Children of staff members who have been continuously employed at Farlow Primary School either<div><div>a)</div><div>on a permanent contract, for at least two years at the time of application</div></div><div><div>b)</div><div>have been recruited to fill a vacant post where there is a demonstrable skill shortage</div></div></div></div> <div><div>6.</div><div>Children outside the catchment area with an older sibling on roll at the school when they are due to start</div></div> <div><div>7.</div><div>All other children living outside the catchment area on distance</div></div> | | |
| All distances are measured as a straight-line from the home address to the nearest school pedestrian gate. | | |
| For the full admission arrangement and detailed oversubscription criteria for Farlow CE Primary School, please visit the school's website. | | |

Key Information for Parents

- Late applications are only considered after all on-time applications have been processed.
- To find your catchment or nearest school, please use our mapping software – [Shropshire Council Maps](#)
- For further details on how places were allocated, please visit our web page - [How school places are allocated | Shropshire Council](#)

| | | | |
|--|--|---|---|
| Hanwood, St Thomas & St Anne's CE Primary Hanwood, Shrewsbury, SY5 8JN | | Headteacher: Miss Hannah McGrath Tel: 01743 860400 www.hanwood.shropshire.sch.uk | Published Admission Number: 17 |
| DfE Number: 893 3135 | | Pupils on roll January 2025: 82 | Age range: 5-11 |
| Type: Voluntary Controlled | | Admission Authority: Shropshire Council | |
| Year Reception Entry – September | | 2025 | |
| Total applications received | | 28 | |
| Total on-time 1 st preference applications received | | 8 | |
| Total places allocated on National Offer Day | | 9 (of which 8 were 1 st preference) | |
| Criteria & distance of last on-time place allocated | | Out of area with a sibling 6.696 miles | |
| Total Number of Appeals Heard | | N/A | |
| Total Number of Appeals Upheld | | N/A | |
| Oversubscription Criteria Summary: Children who have an Education, Health and Care Plan, which names the school which the child should attend because their needs can be met best by that particular school, will be offered places before other children | | | |
| <div><div>1.</div><div>2.</div><div>3.</div><div>4.</div><div>5.</div><div>6.</div><div>7.</div></div> <div><div>Priority will be given to Looked After Children or a Previously Looked after Children</div><div>Very exceptionally, priority may be given to a child who has a particular health reason requiring them to attend a specific school</div><div>Children living inside the catchment area who will have an older sibling of compulsory school age at the school on the day they are due to start there.</div><div>Children living inside the catchment area by distance</div><div>Children of staff members who have been continuously employed at St Thomas & St Anne's Primary School either</div><div>a) on a permanent contract, for at least two years at the time of application</div><div>b) have been recruited to fill a vacant post where there is a demonstrable skill shortage</div><div>Children outside the catchment area with an older sibling on roll at the school when they are due to start</div><div>All other children living outside the catchment area on distance</div></div> | | | |
| All distances are measured as a straight-line from the home address to the nearest school pedestrian gate. | | | |
| For the full admission arrangement and detailed oversubscription criteria for St Thomas & St Anne's CE Primary School, please visit the school's website. | | | |

Key Information for Parents

- Late applications are only considered after all on-time applications have been processed.
- To find your catchment or nearest school, please use our mapping software – [Shropshire Council Maps](#)
- For further details on how places were allocated, please visit our web page - [How school places are allocated | Shropshire Council](#)



| | | | |
|--|--|---|---|
| Highley Primary Grasmere Drive, Highley, Bridgnorth WV16 6EH | | Headteacher: Mr Tom Plim Tel: 01746 861541 www.highleyschool.co.uk | Published Admission Number: 41 |
| DfE Number: 893 2052 | Pupils on roll January 2025: 247 | Age range: 4-11 | |
| Type: Community | Admission Authority: Shropshire Council | | |
| Year Reception Entry – September | | 2025 | |
| Total applications received | | 41 | |
| Total on-time 1 st preference applications received | | 35 | |
| Total places allocated on National Offer Day | | 37 (of which 35 were 1 st preference) | |
| Criteria & distance of last on-time place allocated | | Out of area with a sibling at a distance of 5.652 miles | |
| Total Number of Appeals Heard | | N/A | |
| Total Number of Appeals Upheld | | N/A | |
| Oversubscription Criteria Summary: Children who have an Education, Health and Care Plan, which names the school which the child should attend because their needs can be met best by that particular school, will be offered places before other children <ol style="list-style-type: none">1. Priority will be given to Looked After Children or a Previously Looked after Children2. Very exceptionally, priority may be given to a child who has a particular health reason requiring them to attend a specific school3. Children living inside the catchment area who will have an older sibling of compulsory school age at the school on the day they are due to start there.4. Children living inside the catchment area by distance5. Children of staff members who have been continuously employed at Highley Primary School either<ol style="list-style-type: none">c) on a permanent contract, for at least two years at the time of applicationd) have been recruited to fill a vacant post where there is a demonstrable skill shortage6. Children outside the catchment area with an older sibling on roll at the school when they are due to start7. All other children living outside the catchment area on distance <i>All distances are measured as a straight-line from the home address to the nearest school pedestrian gate.</i> For the full admission arrangement and detailed oversubscription criteria for Highley Primary School, please visit the school’s website. | | | |

Key Information for Parents

- Late applications are only considered after all on-time applications have been processed.
- To find your catchment or nearest school, please use our mapping software – [Shropshire Council Maps](#)
- For further details on how places were allocated, please visit our web page - [How school places are allocated | Shropshire Council](#)



| | | |
|--|---|---|
| Kinlet CE Primary Kinlet, Bewdley, Worcs, DY12 3BG | Headteacher: Mrs Alison Davies Tel: 01299 841210 www.kinlet.shropshire.gov.uk | Published Admission Number: 11 |
| DfE Number: 893 3057 | Pupils on roll January 2025: 45 | Age range: 5-11 |
| Type: Voluntary Controlled | Admission Authority: Shropshire Council | |

| Year Reception Entry – September | 2025 |
|--|---|
| Total applications received | 26 |
| Total on-time 1 st preference applications received | 5 |
| Total places allocated on National Offer Day | 5 (of which 5 were 1 st preference) |
| Criteria & distance of last on-time place allocated | Out of area on distance 2.458 miles |
| Total Number of Appeals Heard | N/A |
| Total Number of Appeals Upheld | N/A |

Oversubscription Criteria Summary:

Children who have an Education, Health and Care Plan, which names the school which the child should attend because their needs can be met best by that particular school, will be offered places before other children

1. Priority will be given to Looked After Children or a Previously Looked after Children
2. Very exceptionally, priority may be given to a child who has a particular health reason requiring them to attend a specific school
3. Children living inside the catchment area who will have an older sibling of compulsory school age at the school on the day they are due to start there.
4. Children living inside the catchment area by distance
5. Children of staff members who have been continuously employed at Kinlet CE Primary School either
 - a) on a permanent contract, for at least two years at the time of application
 - b) have been recruited to fill a vacant post where there is a demonstrable skill shortage
6. Children outside the catchment area with an older sibling on roll at the school when they are due to start
7. All other children living outside the catchment area on distance

All distances are measured as a straight-line from the home address to the nearest school pedestrian gate.

For the full admission arrangement and detailed oversubscription criteria for Kinlet CE Primary School, please visit the school's website.

Key Information for Parents

- Late applications are only considered after all on-time applications have been processed.
- To find your catchment or nearest school, please use our mapping software – [Shropshire Council Maps](#)
- For further details on how places were allocated, please visit our web page - [How school places are allocated | Shropshire Council](#)



| | | |
|---|---|---|
| Longden CE (Aided) Primary & Nursery Plealey Road, Longden, Shrewsbury, SY5 8EX | Headteacher: Mrs Sally Johnson Tel: 01743 860480 www.longden.shropshire.sch.uk | Published Admission Number: <div style="font-size: 2em; text-align: center;">15</div> |
| DfE Number: 893 3321 | Pupils on roll January 2025: 125 | Age range: 2-11 |
| Type: Voluntary Aided | Admission Authority: Shropshire Council | |

| Year Reception Entry – September | 2025 |
|--|---|
| Total applications received | 20 |
| Total on-time 1 st preference applications received | 8 |
| Total places allocated on National Offer Day | 8 (of which 8 were 1 st preference) |
| Criteria & distance of last on-time place allocated | Catchment 2.106 miles |
| Total Number of Appeals Heard | N/A |
| Total Number of Appeals Upheld | N/A |

Oversubscription Criteria Summary:

Children who have an Education, Health and Care Plan, which names the school which the child should attend because their needs can be met best by that particular school, will be offered places before other children

1. Priority will be given to Looked After Children or Previously Looked after Children
2. Very exceptionally, priority may be given to a child who has a particular health reason requiring them to attend a specific school
3. Children living inside the catchment area who will have an older sibling of compulsory school age at the school on the day they are due to start
4. All other applicants living within catchment area by distance.
5. Children outside the catchment area with an older sibling on roll at the school when they are due to start
6. Children of staff members who have been continuously employed at Longden CE Primary School either
 - a) on a permanent contract, for at least two years at the time of application
 - b) have been recruited to fill a vacant post where there is a demonstrable skill shortage
7. All other children living outside the catchment area on distance

All distances are measured as a straight-line from the home address to the nearest school pedestrian gate.

For the full admission arrangement and detailed oversubscription criteria for Longden CE Primary School, please visit the school's website.

Key Information for Parents

- Late applications are only considered after all on-time applications have been processed.
- To find your catchment or nearest school, please use our mapping software – [Shropshire Council Maps](#)
- For further details on how places were allocated, please visit our web page - [How school places are allocated | Shropshire Council](#)



| | | | |
|--|--|---|---|
| Longnor CE Primary Frodesley Road, Longnor, SY5 7PP | | Headteacher: Mrs Lisa Edgerton Tel: 01743 718493 www.longnorschool.org.uk | Published Admission Number: 15 |
| DfE Number: 893 3068 | Pupils on roll January 2025: 98 | | Age range: 3-11 |
| Type: Voluntary Controlled | | Admission Authority: Shropshire Council | |
| Year Reception Entry – September | | 2025 | |
| Total applications received | | 31 | |
| Total on-time 1 st preference applications received | | 19 | |
| Total places allocated on National Offer Day | | 15 (of which 15 were 1 st preference) | |
| Criteria & distance of last on-time place allocated | | Out of area distance 2.836 miles | |
| Total Number of Appeals Heard | | N/A | |
| Total Number of Appeals Upheld | | N/A | |
| Oversubscription Criteria Summary: Children who have an Education, Health and Care Plan, which names the school which the child should attend because their needs can be met best by that particular school, will be offered places before other children <ol style="list-style-type: none">1. Priority will be given to Looked After Children or a Previously Looked after Children2. Very exceptionally, priority may be given to a child who has a particular health reason requiring them to attend a specific school3. Children living inside the catchment area who will have an older sibling of compulsory school age at the school on the day they are due to start there.4. Children living inside the catchment area by distance5. Children of staff members who have been continuously employed at Longnor CE Primary School either<ol style="list-style-type: none">a) on a permanent contract, for at least two years at the time of applicationb) have been recruited to fill a vacant post where there is a demonstrable skill shortage6. Children outside the catchment area with an older sibling on roll at the school when they are due to start7. All other children living outside the catchment area on distance <i>All distances are measured as a straight-line from the home address to the nearest school pedestrian gate.</i> For the full admission arrangement and detailed oversubscription criteria for Longnor CE Primary School, please visit the school's website. | | | |

Key Information for Parents

- Late applications are only considered after all on-time applications have been processed.
- To find your catchment or nearest school, please use our mapping software – [Shropshire Council Maps](#)
- For further details on how places were allocated, please visit our web page - [How school places are allocated | Shropshire Council](#)



| | | | |
|---|--|---|---|
| Ludlow, St Laurence CE Primary Jockeyfields, Ludlow, SY8 1TP | | Headteacher: Mr Stephen Matthews Tel: 01584 872766 www.st-laurenceprimary.com | Published Admission Number: 30 |
| DfE Number: 893 3156 | | Pupils on roll January 2025: 196 | Age range: 3-11 |
| Type: Voluntary Controlled | | Admission Authority: Shropshire Council | |
| Year Reception Entry – September | | 2025 | |
| Total applications received | | 62 | |
| Total on-time 1 st preference applications received | | 34 | |
| Total places allocated on National Offer Day | | 30 (of which 30 were 1 st preference) | |
| Criteria & distance of last on-time place allocated | | Catchment 0.079 miles | |
| Total Number of Appeals Heard | | N/A | |
| Total Number of Appeals Upheld | | N/A | |
| Oversubscription Criteria Summary: | | | |
| Children who have an Education, Health and Care Plan, which names the school which the child should attend because their needs can be met best by that particular school, will be offered places before other children | | | |
| <div><div>1.</div><div>Priority will be given to Looked After Children or a Previously Looked after Children</div></div> <div><div>2.</div><div>Very exceptionally, priority may be given to a child who has a particular health reason requiring them to attend a specific school</div></div> <div><div>3.</div><div>Children living inside the catchment area who will have an older sibling of compulsory school age at the school on the day they are due to start there.</div></div> <div><div>4.</div><div>Children living inside the catchment area by distance</div></div> <div><div>5.</div><div>Children of staff members who have been continuously employed at St Laurence CE Primary School either<div><div>c)</div><div>on a permanent contract, for at least two years at the time of application</div></div><div><div>d)</div><div>have been recruited to fill a vacant post where there is a demonstrable skill shortage</div></div></div></div> <div><div>6.</div><div>Children outside the catchment area with an older sibling on roll at the school when they are due to start</div></div> <div><div>7.</div><div>All other children living outside the catchment area on distance</div></div> | | | |
| <i>All distances are measured as a straight-line from the home address to the nearest school pedestrian gate.</i> | | | |
| For the full admission arrangement and detailed oversubscription criteria for St Laurence CE Primary School, please visit the school’s website. | | | |

Key Information for Parents

- Late applications are only considered after all on-time applications have been processed.
- To find your catchment or nearest school, please use our mapping software – [Shropshire Council Maps](#)
- For further details on how places were allocated, please visit our web page - [How school places are allocated | Shropshire Council](#)



| | | |
|---|--|---|
| Ludlow Primary Clee View, Ludlow, SY8 1HX | Headteacher: Mrs Nicola Collins Tel: 01584 873602 www.ludlowprimaryschool.co.uk | Published Admission Number: 60 |
| DfE Number: 893 2065 / 2149 | Pupils on roll January 2025: 390 | Age range: 5-11 |
| Type: Academy | Admission Authority: Diocese of Hereford Multi Academy Trust | |

| Year Reception Entry – September | 2025 |
|--|---|
| Total applications received | 59 |
| Total on-time 1 st preference applications received | 37 |
| Total places allocated on National Offer Day | 40 (of which 37 were 1 st preference) |
| Criteria & distance of last on-time place allocated | Out of area distance 4.01 miles |
| Total Number of Appeals Heard | N/A |
| Total Number of Appeals Upheld | N/A |

Oversubscription Criteria Summary:

Children who have an Education, Health and Care Plan, which names the school which the child should attend because their needs can be met best by that particular school, will be offered places before other children

1. Priority will be given to Looked After Children or Previously Looked after Children
2. Very exceptionally, priority may be given to a child who has a particular health reason requiring them to attend a specific school
3. Children of service personnel with a confirmed posting to the area or a crown servant returning to the area
4. Children living inside the catchment area who will have a sibling of compulsory school age at the school on the day they are due to start
5. All other applicants living within catchment area by distance.
6. Children outside the catchment area with a sibling on roll at the school when they are due to start
7. All other children living outside the catchment area on distance

All distances are measured as a straight-line from the home address to the nearest school pedestrian gate.

For the full admission arrangement and detailed oversubscription criteria for Ludlow Primary School, please visit the school's website.

Key Information for Parents

- Late applications are only considered after all on-time applications have been processed.
- To find your catchment or nearest school, please use our mapping software – [Shropshire Council Maps](#)
- For further details on how places were allocated, please visit our web page - [How school places are allocated | Shropshire Council](#)

| | | |
|---|---|--|
| Lydbury North CE (Aided) Primary Lydbury North, Craven Arms SY7 8AU | Headteacher: Mrs Victoria Reynolds Tel: 01588 680277 www.stmichaelsfed.shropshire.sch.uk | Published Admission Number: 8 |
| DfE Number: 893 3322 | Pupils on roll January 2025: 29 | Age range: 5-11 |
| Type: Academy | Admission Authority: Diocese of Hereford Multi-Academy Trust | |

| Year Reception Entry – September | 2025 |
|--|---|
| Total applications received | 14 |
| Total on-time 1 st preference applications received | 8 |
| Total places allocated on National Offer Day | 8 (of which 8 were 1 st preference) |
| Criteria & distance of last on-time place allocated | Out of area with sibling 9.873 miles |
| Total Number of Appeals Heard | N/A |
| Total Number of Appeals Upheld | N/A |

Oversubscription Criteria Summary:

Children who have an Education, Health and Care Plan, which names the school which the child should attend because their needs can be met best by that particular school, will be offered places before other children

1. Priority will be given to Looked After Children or Previously Looked after Children
2. Very exceptionally, priority may be given to a child who has a particular health reason requiring them to attend a specific school
3. Children living inside the catchment area who will have an older sibling of compulsory school age at the school on the day they are due to start
4. All other applicants living within catchment area by distance.
5. Children outside the catchment area with an older sibling on roll at the school when they are due to start
6. All other children living outside the catchment area on distance

All distances are measured as a straight-line from the home address to the nearest school pedestrian gate.

For the full admission arrangement and detailed oversubscription criteria for Lydbury North CE Primary School, please visit the school's website.

Key Information for Parents

- Late applications are only considered after all on-time applications have been processed.
- To find your catchment or nearest school, please use our mapping software – [Shropshire Council Maps](#)
- For further details on how places were allocated, please visit our web page - [How school places are allocated | Shropshire Council](#)



| | | |
|--|---|---|
| Minsterley Primary Plox Green Road, Minsterley SY5 0BE | Headteacher: Miss Katie Wilcox Tel: 01743 791398 www.minsterleyschool.org.uk | Published Admission Number: 23 |
| DfE Number: 893 2072 | Pupils on roll January 2025: 142 | Age range: 5-11 |
| Type: Community | Admission Authority: Shropshire Council | |
| Year Reception Entry – September | 2025 | |
| Total applications received | 40 | |
| Total on-time 1 st preference applications received | 26 | |
| Total places allocated on National Offer Day | 29 (of which 26 were 1 st preference) | |
| Criteria & distance of last on-time place allocated | Out of area distance 4.535 miles | |
| Total Number of Appeals Heard | N/A | |
| Total Number of Appeals Upheld | N/A | |
| Oversubscription Criteria Summary: Children who have an Education, Health and Care Plan, which names the school which the child should attend because their needs can be met best by that particular school, will be offered places before other children <ol style="list-style-type: none">1. Priority will be given to Looked After Children or a Previously Looked after Children2. Very exceptionally, priority may be given to a child who has a particular health reason requiring them to attend a specific school3. Children living inside the catchment area who will have an older sibling of compulsory school age at the school on the day they are due to start there.4. Children living inside the catchment area by distance5. Children of staff members who have been continuously employed at Minsterley Primary School either<ol style="list-style-type: none">a) on a permanent contract, for at least two years at the time of applicationb) have been recruited to fill a vacant post where there is a demonstrable skill shortage6. Children outside the catchment area with an older sibling on roll at the school when they are due to start7. All other children living outside the catchment area on distance <i>All distances are measured as a straight-line from the home address to the nearest school pedestrian gate.</i> For the full admission arrangement and detailed oversubscription criteria for Minsterley Primary School, please visit the school's website. | | |

Key Information for Parents

- Late applications are only considered after all on-time applications have been processed.
- To find your catchment or nearest school, please use our mapping software – [Shropshire Council Maps](#)
- For further details on how places were allocated, please visit our web page - [How school places are allocated | Shropshire Council](#)



| | | |
|--|--|--|
| Morville CE Primary Morville, Bridgnorth, WV16 4RJ | Headteacher: Miss Elizabeth Dochert Tel: 01746 714219 www.morvilleschool.org.uk | Published Admission Number: <div style="text-align: center; font-size: 2em;">8</div> |
| DfE Number: 893 2003 | Pupils on roll January 2025: 67 | Age range: 4-11 |
| Type: Academy | Admission Authority: Diocese of Hereford Multi-Academy Trust | |
| Year Reception Entry – September | | 2025 |
| Total applications received | | 13 |
| Total on-time 1 st preference applications received | | 1 |
| Total places allocated on National Offer Day | | 1 (of which 1 were 1 st preference) |
| Criteria & distance of last on-time place allocated | | Catchment at a distance of 2.309 miles |
| Total Number of Appeals Heard | | N/A |
| Total Number of Appeals Upheld | | N/A |
| <p>Oversubscription Criteria Summary:</p> <p>Children who have an Education, Health and Care Plan, which names the school which the child should attend because their needs can be met best by that particular school, will be offered places before other children</p> <ol style="list-style-type: none"> 1. Priority will be given to Looked After Children or Previously Looked after Children 2. Very exceptionally, priority may be given to a child who has a particular health reason requiring them to attend a specific school 3. Children of service personnel with a confirmed posting to the area or a crown servant returning to the area 4. Children living inside the catchment area who will have a sibling of compulsory school age at the school on the day they are due to start 5. All other applicants living within catchment area by distance. 6. Children outside the catchment area with a sibling on roll at the school when they are due to start 7. All other children living outside the catchment area on distance <p><i>All distances are measured as a straight-line from the home address to the nearest school pedestrian gate.</i></p> <p>For the full admission arrangement and detailed oversubscription criteria for Morville CE Primary School, please visit the school's website.</p> | | |

Key Information for Parents


- Late applications are only considered after all on-time applications have been processed.
- To find your catchment or nearest school, please use our mapping software – [Shropshire Council Maps](#)
- For further details on how places were allocated, please visit our web page - [How school places are allocated | Shropshire Council](#)



| | | | |
|--|--|---|---|
| Much Wenlock Primary Racecourse Lane, Much Wenlock, TF13 6JG | | Headteacher: Mrs Rachel Howell-James Tel: 01952 727634 www.muchwenlockprimary.com | Published Admission Number: 24 |
| DfE Number: 893 2117 | Pupils on roll January 2025: 153 | Age range: 5-11 | |
| Type: Academy | Admission Authority: 3-18 Academies Trust | | |
| Year Reception Entry – September | | 2025 | |
| Total applications received | | 35 | |
| Total on-time 1 st preference applications received | | 17 | |
| Total places allocated on National Offer Day | | 19 (of which 17 were 1 st preference) | |
| Criteria & distance of last on-time place allocated | | Out of area distance 7.586 miles | |
| Total Number of Appeals Heard | | N/A | |
| Total Number of Appeals Upheld | | N/A | |
| Oversubscription Criteria Summary: Children who have an Education, Health and Care Plan, which names the school which the child should attend because their needs can be met best by that particular school, will be offered places before other children <ol style="list-style-type: none">1. Priority will be given to Looked After Children or a Previously Looked after Children2. Children living inside the catchment area who will have a sibling of compulsory school age at the school on the day they are due to start there.3. Children of staff members who have been continuously employed at Much Wenlock Primary School either,<ol style="list-style-type: none">a) on a permanent contract, for at least two years at the time of applicationb) have been recruited to fill a vacant post where there is a demonstrable skill shortage on a permanent contract, for at least two years at the time of application.4. All other applicants living within catchment area by distance.5. Children outside the catchment area with a sibling on roll at the school when they are due to start6. All other children living outside the catchment area on distance <i>All distances are measured as a straight-line from the home address to the nearest school pedestrian gate.</i> For the full admission arrangement and detailed oversubscription criteria for Much Wenlock Primary School, please visit the school's website. | | | |

Key Information for Parents

- Late applications are only considered after all on-time applications have been processed.
- To find your catchment or nearest school, please use our mapping software – [Shropshire Council Maps](#)
- For further details on how places were allocated, please visit our web page - [How school places are allocated | Shropshire Council](#)



| | | |
|--|--|--|
| Newcastle CE Primary Church Road, Newcastle-on-Clun, SY7 8QL | Headteacher: Miss Anna Cook Tel: 01588 640260 www.bhf.shropshire.sch.uk/newcastle-primary/ | Published Admission Number: 8 |
| DfE Number: 893 3081 | Pupils on roll January 2025: 18 | Age range: 5-11 |
| Type: Controlled | Admission Authority: Shropshire Council - Blue Hills Federation | |

| Year Reception Entry – September | 2025 |
|--|---|
| Total applications received | 6 |
| Total on-time 1 st preference applications received | 2 |
| Total places allocated on National Offer Day | 4 (of which 2 were 1 st preference) |
| Criteria & distance of last on-time place allocated | Catchment distance 2.416 miles |
| Total Number of Appeals Heard | N/A |
| Total Number of Appeals Upheld | N/A |

Oversubscription Criteria Summary:

Children who have an Education, Health and Care Plan, which names the school which the child should attend because their needs can be met best by that particular school, will be offered places before other children

1. Priority will be given to Looked After Children or a Previously Looked after Children
2. Very exceptionally, priority may be given to a child who has a particular health reason requiring them to attend a specific school
3. Children living inside the catchment area who will have an older sibling of compulsory school age at the school on the day they are due to start there
4. Children living inside the catchment area by distance
5. Children of staff members who have been continuously employed at Newcastle CE Primary School either
 - a) on a permanent contract, for at least two years at the time of application
 - b) have been recruited to fill a vacant post where there is a demonstrable skill shortage
6. Children outside the catchment area with an older sibling on roll at the school when they are due to start
7. All other children living outside the catchment area on distance

All distances are measured as a straight-line from the home address to the nearest school pedestrian gate.

For the full admission arrangement and detailed oversubscription criteria for Newcastle CE Primary School, please visit the school's website.

Key Information for Parents

- Late applications are only considered after all on-time applications have been processed.
- To find your catchment or nearest school, please use our mapping software – [Shropshire Council Maps](#)
- For further details on how places were allocated, please visit our web page – [How school places are allocated | Shropshire Council](#)

| | | |
|--|---|--|
| Norbury Primary & Nursery Norbury, Bishops Castle, SY9 5EA | Headteacher: Mr Les Ball Tel: 01588 650207 www.shf.shropshire.sch.uk | Published Admission Number: 8 |
| DfE Number: 893 2075 | Pupils on roll January 2025: 54 | Age range: 2-11 |
| Type: Foundation | Admission Authority: Shropshire Council – Shropshire Hills Federation | |

| Year Reception Entry – September | 2025 |
|--|---|
| Total applications received | 23 |
| Total on-time 1 st preference applications received | 11 |
| Total places allocated on National Offer Day | 8 (of which 8 were 1 st preference) |
| Criteria & distance of last on-time place allocated | Out of area distance 3.291 miles |
| Total Number of Appeals Heard | N/A |
| Total Number of Appeals Upheld | N/A |

Oversubscription Criteria Summary:

Children who have an Education, Health and Care Plan, which names the school which the child should attend because their needs can be met best by that particular school, will be offered places before other children

1. Priority will be given to Looked After Children or Previously Looked after Children
2. Very exceptionally, priority may be given to a child who has a particular health reason requiring them to attend a specific school
3. Children living inside the catchment area who will have an older sibling of compulsory school age at the school on the day they are due to start
4. All other applicants living within catchment area by distance.
5. Children outside the catchment area with an older sibling on roll at the school when they are due to start
6. All other children living outside the catchment area on distance
7. Children of staff members who have been continuously employed at Norbury Primary School either
 - a) on a permanent contract, for at least two years at the time of application
 - b) have been recruited to fill a vacant post where there is a demonstrable skill shortage

All distances are measured as a straight-line from the home address to the nearest school pedestrian gate.

For the full admission arrangement and detailed oversubscription criteria for Norbury Primary School, please visit the school's website.

Key Information for Parents

- Late applications are only considered after all on-time applications have been processed.
- To find your catchment or nearest school, please use our mapping software – [Shropshire Council Maps](#)
- For further details on how places were allocated, please visit our web page - [How school places are allocated | Shropshire Council](#)

| | | |
|---|---|---|
| Onny CE (Aided) Primary Onibury, Craven Arms, SY7 9AW | Headteacher: Mrs Victoria Reynolds Tel: 01584 856320 www.stmichaelsfed.shropshire.sch.uk | Published Admission Number: 15 |
| DfE Number: 893 3361 | Pupils on roll January 2025: 79 | Age range: 3-11 |
| Type: Voluntary Aided | Admission Authority: Diocese of Hereford Multi Academy Trust | |
| Year Reception Entry – September | | 2025 |
| Total applications received | | 21 |
| Total on-time 1 st preference applications received | | 7 |
| Total places allocated on National Offer Day | | 7 (of which 7 were 1 st preference) |
| Criteria & distance of last on-time place allocated | | Out of area distance 2.886 miles |
| Total Number of Appeals Heard | | N/A |
| Total Number of Appeals Upheld | | N/A |
| Oversubscription Criteria Summary: Children who have an Education, Health and Care Plan, which names the school which the child should attend because their needs can be met best by that particular school, will be offered places before other children <div><div>1.</div><div>Priority will be given to Looked After Children or Previously Looked after Children</div></div> <div><div>2.</div><div>Very exceptionally, priority may be given to a child who has a particular health reason requiring them to attend a specific school</div></div> <div><div>3.</div><div>Children living inside the catchment area who will have an older sibling of compulsory school age at the school on the day they are due to start</div></div> <div><div>4.</div><div>All other applicants living within catchment area by distance.</div></div> <div><div>5.</div><div>Children outside the catchment area with an older sibling on roll at the school when they are due to start</div></div> <div><div>6.</div><div>All other children living outside the catchment area on distance</div></div> <div><p><i>All distances are measured as a straight-line from the home address to the nearest school pedestrian gate.</i></p><p>For the full admission arrangement and detailed oversubscription criteria for Onny CE Primary School, please visit the school's website.</p></div> | | |

Key Information for Parents

- Late applications are only considered after all on-time applications have been processed.
- To find your catchment or nearest school, please use our mapping software – [Shropshire Council Maps](#)
- For further details on how places were allocated, please visit our web page - [How school places are allocated | Shropshire Council](#)



| | | |
|---|--|---|
| Pontesbury CE Primary Bogey Lane, Pontesbury, SY5 0TF | Headteacher: Mr Tom Lowrie-Herz Tel: 01743 790226 www.pontesburyprimary.org.uk | Published Admission Number: <div style="font-size: 2em; text-align: center;">30</div> |
| DfE Number: 893 3087 | Pupils on roll January 2025: 207 | Age range: 3-11 |
| Type: Voluntary Controlled | Admission Authority: Shropshire Council | |

| Year Reception Entry – September | 2025 |
|--|---|
| Total applications received | 60 |
| Total on-time 1 st preference applications received | 25 |
| Total places allocated on National Offer Day | 28 (of which 25 were 1 st preference) |
| Criteria & distance of last on-time place allocated | Out of area distance 6.635 miles |
| Total Number of Appeals Heard | N/A |
| Total Number of Appeals Upheld | N/A |

Oversubscription Criteria Summary:

Children who have an Education, Health and Care Plan, which names the school which the child should attend because their needs can be met best by that particular school, will be offered places before other children

1. Priority will be given to Looked After Children or a Previously Looked after Children
2. Very exceptionally, priority may be given to a child who has a particular health reason requiring them to attend a specific school
3. Children living inside the catchment area who will have an older sibling of compulsory school age at the school on the day they are due to start there.
4. Children living inside the catchment area by distance
5. Children of staff members who have been continuously employed at Pontesbury CE Primary School either
 - a) on a permanent contract, for at least two years at the time of application
 - b) have been recruited to fill a vacant post where there is a demonstrable skill shortage
6. Children outside the catchment area with an older sibling on roll at the school when they are due to start
7. All other children living outside the catchment area on distance

All distances are measured as a straight-line from the home address to the nearest school pedestrian gate.

For the full admission arrangement and detailed oversubscription criteria for Pontesbury CE Primary School, please visit the school's website.

Key Information for Parents

- Late applications are only considered after all on-time applications have been processed.
- To find your catchment or nearest school, please use our mapping software – [Shropshire Council Maps](#)
- For further details on how places were allocated, please visit our web page - [How school places are allocated | Shropshire Council](#)



| | | | |
|--|--|---|---|
| Rushbury CE Primary Rushbury, Church Stretton, SY6 7EB | | Headteacher: Mr Steve Morris Tel: 01694 771233 www.rushburyschool.co.uk | Published Admission Number: 10 |
| DfE Number: 893 3093 | | Pupils on roll January 2025: 54 | Age range: 5-11 |
| Type: Voluntary Controlled | | Admission Authority: Shropshire Council | |
| Year Reception Entry – September | | 2025 | |
| Total applications received | | 23 | |
| Total on-time 1 st preference applications received | | 12 | |
| Total places allocated on National Offer Day | | 12 (of which 12 were 1 st preference) | |
| Criteria & distance of last on-time place allocated | | Out of area sibling 4.796 miles | |
| Total Number of Appeals Heard | | N/A | |
| Total Number of Appeals Upheld | | N/A | |
| Oversubscription Criteria Summary: | | | |
| Children who have an Education, Health and Care Plan, which names the school which the child should attend because their needs can be met best by that particular school, will be offered places before other children | | | |
| <div><div>1.</div><div>Priority will be given to Looked After Children or a Previously Looked after Children</div></div> <div><div>2.</div><div>Very exceptionally, priority may be given to a child who has a particular health reason requiring them to attend a specific school</div></div> <div><div>3.</div><div>Children living inside the catchment area who will have an older sibling of compulsory school age at the school on the day they are due to start there.</div></div> <div><div>4.</div><div>Children living inside the catchment area by distance</div></div> <div><div>5.</div><div>Children of staff members who have been continuously employed at Rushbury CE Primary School either<div><div>c)</div><div>on a permanent contract, for at least two years at the time of application</div></div><div><div>d)</div><div>have been recruited to fill a vacant post where there is a demonstrable skill shortage</div></div></div></div> <div><div>6.</div><div>Children outside the catchment area with an older sibling on roll at the school when they are due to start</div></div> <div><div>7.</div><div>All other children living outside the catchment area on distance</div></div> | | | |
| <i>All distances are measured as a straight-line from the home address to the nearest school pedestrian gate.</i> | | | |
| For the full admission arrangement and detailed oversubscription criteria for Rushbury CE Primary School, please visit the school's website. | | | |

Key Information for Parents

- Late applications are only considered after all on-time applications have been processed.
- To find your catchment or nearest school, please use our mapping software – [Shropshire Council Maps](#)
- For further details on how places were allocated, please visit our web page - [How school places are allocated | Shropshire Council](#)



| | | |
|---|--|---|
| Sheriffhales Primary & Nursery Sheriffhales, Shifnal, TF11 8RA | Headteacher: Mrs Justine Keeling-Paglia Tel: 01952 460204 www.sheriffhalesschool.org | Published Admission Number: 12 |
| DfE Number: 893 2099 | Pupils on roll January 2025: 88 | Age range: 5-11 |
| Type: Controlled | Admission Authority: Shropshire Council | |
| Year Reception Entry – September | 2025 | |
| Total applications received | 36 | |
| Total on-time 1 st preference applications received | 10 | |
| Total places allocated on National Offer Day | 10 (of which 10 were 1 st preference) | |
| Criteria & distance of last on-time place allocated | Out of area distance 4.764 miles | |
| Total Number of Appeals Heard | N/A | |
| Total Number of Appeals Upheld | N/A | |
| Oversubscription Criteria Summary: | | |
| Children who have an Education, Health and Care Plan, which names the school which the child should attend because their needs can be met best by that particular school, will be offered places before other children | | |
| <div><div>1.</div><div>Priority will be given to Looked After Children or a Previously Looked after Children</div></div> <div><div>2.</div><div>Very exceptionally, priority may be given to a child who has a particular health reason requiring them to attend a specific school</div></div> <div><div>3.</div><div>Children living inside the catchment area who will have an older sibling of compulsory school age at the school on the day they are due to start there.</div></div> <div><div>4.</div><div>Children living inside the catchment area by distance</div></div> <div><div>5.</div><div>Children of staff members who have been continuously employed at Sheriffhales Primary School either<div><div>a)</div><div>on a permanent contract, for at least two years at the time of application</div></div><div><div>b)</div><div>have been recruited to fill a vacant post where there is a demonstrable skill shortage</div></div></div></div> <div><div>6.</div><div>Children outside the catchment area with an older sibling on roll at the school when they are due to start</div></div> <div><div>7.</div><div>All other children living outside the catchment area on distance</div></div> | | |
| All distances are measured as a straight-line from the home address to the nearest school pedestrian gate. | | |
| For the full admission arrangement and detailed oversubscription criteria for Sheriffhales Primary School, please visit the school's website. | | |

Key Information for Parents

- Late applications are only considered after all on-time applications have been processed.
- To find your catchment or nearest school, please use our mapping software – [Shropshire Council Maps](#)
- For further details on how places were allocated, please visit our web page - [How school places are allocated | Shropshire Council](#)



| | | |
|--|--|---|
| Shifnal Primary Curriers Lane, Shifnal, TF11 8EJ | Headteacher: Mr Adam Farrington Tel: 01952 460500 www.shifnalprimary.co.uk | Published Admission Number: <div style="font-size: 2em; text-align: center;">50</div> |
| DfE Number: 893 2146 | Pupils on roll January 2025: 343 | Age range: 2-11 |
| Type: Controlled | Admission Authority: Shropshire Council | |

| Year Reception Entry – September | 2025 |
|--|---|
| Total applications received | 89 |
| Total on-time 1 st preference applications received | 40 |
| Total places allocated on National Offer Day | 45 (of which 40 were 1 st preference) |
| Criteria & distance of last on-time place allocated | Out of area distance 4.051 miles |
| Total Number of Appeals Heard | N/A |
| Total Number of Appeals Upheld | N/A |

Oversubscription Criteria Summary:

Children who have an Education, Health and Care Plan, which names the school which the child should attend because their needs can be met best by that particular school, will be offered places before other children

1. Priority will be given to Looked After Children or a Previously Looked after Children
2. Very exceptionally, priority may be given to a child who has a particular health reason requiring them to attend a specific school
3. Children living inside the catchment area who will have an older sibling of compulsory school age at the school on the day they are due to start there.
4. Children living inside the catchment area by distance
5. Children of staff members who have been continuously employed at Shifnal Primary School either
 - a) on a permanent contract, for at least two years at the time of application
 - b) have been recruited to fill a vacant post where there is a demonstrable skill shortage
6. Children outside the catchment area with an older sibling on roll at the school when they are due to start
7. All other children living outside the catchment area on distance

All distances are measured as a straight-line from the home address to the nearest school pedestrian gate.

For the full admission arrangement and detailed oversubscription criteria for Shifnal Primary School, please visit the school's website.

Key Information for Parents

- Late applications are only considered after all on-time applications have been processed.
- To find your catchment or nearest school, please use our mapping software – [Shropshire Council Maps](#)
- For further details on how places were allocated, please visit our web page - [How school places are allocated | Shropshire Council](#)



Shifnal St Andrew's CE Primary

Park Lane, Shifnal, TF11 9HD

Headteacher: Mrs Amanda Skidmore
Tel: 01952 460226

www.st-andrews-shifnal.shropshire.sch.uk

Published Admission Number:

50

DfE Number: 893 3100

Pupils on roll January 2025: 380

Age range: 5-11

Type: Voluntary Controlled

Admission Authority: Shropshire Council

| Year Reception Entry – September | 2025 |
|--|---|
| Total applications received | 106 |
| Total on-time 1 st preference applications received | 56 |
| Total places allocated on National Offer Day | 59 (of which 56 were 1 st preference) |
| Criteria & distance of last on-time place allocated | Out of area distance 2.838 miles |
| Total Number of Appeals Heard | N/A |
| Total Number of Appeals Upheld | N/A |

Oversubscription Criteria Summary:

Children who have an Education, Health and Care Plan, which names the school which the child should attend because their needs can be met best by that particular school, will be offered places before other children

1. Priority will be given to Looked After Children or a Previously Looked after Children
2. Very exceptionally, priority may be given to a child who has a particular health reason requiring them to attend a specific school
3. Children living inside the catchment area who will have an older sibling of compulsory school age at the school on the day they are due to start there.
4. Children living inside the catchment area by distance
5. Children of staff members who have been continuously employed at St Andrew's CE Primary School either
 - a) on a permanent contract, for at least two years at the time of application
 - b) have been recruited to fill a vacant post where there is a demonstrable skill shortage
6. Children outside the catchment area with an older sibling on roll at the school when they are due to start
7. All other children living outside the catchment area on distance

All distances are measured as a straight-line from the home address to the nearest school pedestrian gate.

For the full admission arrangement and detailed oversubscription criteria for St Andrew's CE Primary School, Shifnal, please visit the school's website.

Key Information for Parents

- Late applications are only considered after all on-time applications have been processed.
- To find your catchment or nearest school, please use our mapping software – [Shropshire Council Maps](#)
- For further details on how places were allocated, please visit our web page - [How school places are allocated | Shropshire Council](#)

| | | |
|---|---|---|
| Stiperstones CE Primary Snailbeach, Shrewsbury, SY5 0LZ (c/o Norbury Site) | Headteacher: Mr Les Ball Tel: 01586 650207 www.shf.shropshire.sch.uk | Published Admission Number: 7 |
| DfE Number: 893 3127 | Pupils on roll January 2025: 19 | Age range: 5-11 |
| Type: Controlled | Admission Authority: Shropshire Hills Federation | |
| Year Reception Entry – September | 2025 | |
| Total applications received | 12 | |
| Total on-time 1 st preference applications received | 2 | |
| Total places allocated on National Offer Day | 5 (of which 2 were 1 st preference) | |
| Criteria & distance of last on-time place allocated | Out of are distance 7.586 miles | |
| Total Number of Appeals Heard | N/A | |
| Total Number of Appeals Upheld | N/A | |
| Oversubscription Criteria Summary: Children who have an Education, Health and Care Plan, which names the school which the child should attend because their needs can be met best by that particular school, will be offered places before other children <ol style="list-style-type: none">1. Priority will be given to Looked After Children or a Previously Looked after Children2. Very exceptionally, priority may be given to a child who has a particular health reason requiring them to attend a specific school3. Children living inside the catchment area who will have an older sibling of compulsory school age at the school on the day they are due to start there.4. Children living inside the catchment area by distance5. Children outside the catchment area with an older sibling on roll at the school when they are due to start6. All other children living outside the catchment area on distance <i>All distances are measured as a straight-line from the home address to the nearest school pedestrian gate.</i> For the full admission arrangement and detailed oversubscription criteria for Stiperstones CE Primary School, please visit the school's website. | | |

Key Information for Parents

- Late applications are only considered after all on-time applications have been processed.
- To find your catchment or nearest school, please use our mapping software – [Shropshire Council Maps](#)
- For further details on how places were allocated, please visit our web page - [How school places are allocated | Shropshire Council](#)

| | | | |
|---|--|--|---|
| Stokesay Primary Market Street, Craven Arms, SY7 9NW | | Headteacher: Mr Paul O'Malley Tel: 01588 672275 www.stokesay.shropshire.sch.uk | Published Admission Number: 30 |
| DfE Number: 893 2005 | Pupils on roll January 2025: 148 | | Age range: 3-11 |
| Type: Academy | Admission Authority: TrustEd Schools Alliance | | |
| Year Reception Entry – September | | 2025 | |
| Total applications received | | 22 | |
| Total on-time 1 st preference applications received | | 14 | |
| Total places allocated on National Offer Day | | 15 (of which 14 were 1 st preference) | |
| Criteria & distance of last on-time place allocated | | Out of area sibling 7.876 miles | |
| Total Number of Appeals Heard | | N/A | |
| Total Number of Appeals Upheld | | N/A | |
| Oversubscription Criteria Summary: Children who have an Education, Health and Care Plan, which names the school which the child should attend because their needs can be met best by that particular school, will be offered places before other children | | | |
| <div><div>1.</div><div>2.</div><div>3.</div><div>4.</div><div>5.</div><div>6.</div><div>7.</div></div> <div><div>Priority will be given to Looked After Children or Previously Looked after Children</div><div>Very exceptionally, priority may be given to a child who has a particular health reason requiring them to attend a specific school</div><div>Children living inside the catchment area who will have an older sibling of compulsory school age at the school on the day they are due to start</div><div>Children of staff members who have been continuously employed at Stokesay Primary School, on a permanent contract, for at least two years at the time of application.</div><div>All other applicants living within catchment area by distance.</div><div>Children outside the catchment area with an older sibling on roll at the school when they are due to start</div><div>All other children living outside the catchment area on distance</div></div> | | | |
| <i>All distances are measured as a straight-line from the home address to the nearest school pedestrian gate.</i> | | | |
| For the full admission arrangement and detailed oversubscription criteria for Stokesay Primary School, please visit the school's website. | | | |

Key Information for Parents

- Late applications are only considered after all on-time applications have been processed.
- To find your catchment or nearest school, please use our mapping software – [Shropshire Council Maps](#)
- For further details on how places were allocated, please visit our web page - [How school places are allocated | Shropshire Council](#)



| | | | |
|---|--|---|---|
| Stottesdon CE Primary Station Road, Stottesdon, Kidderminster DY14 8UE | | Headteacher: Mrs Katie Jones Tel: 01746 718617 www.stottesdon-school.co.uk | Published Admission Number: 15 |
| DfE Number: 893 3018 | | Pupils on roll January 2025: 95 | Age range: 5-11 |
| Type: Academy | | Admission Authority: Shropshire Gateway Educational Trust | |
| Year Reception Entry – September | | 2025 | |
| Total applications received | | 25 | |
| Total on-time 1 st preference applications received | | 12 | |
| Total places allocated on National Offer Day | | 12 (of which 12 were 1 st preference) | |
| Criteria & distance of last on-time place allocated | | Out of area distance 123.574 miles | |
| Total Number of Appeals Heard | | N/A | |
| Total Number of Appeals Upheld | | N/A | |
| Oversubscription Criteria Summary: Children who have an Education, Health and Care Plan, which names the school which the child should attend because their needs can be met best by that particular school, will be offered places before other children <ol style="list-style-type: none">1. Priority will be given to Looked After Children or Previously Looked after Children2. Children living inside the catchment area who will have an older sibling of compulsory school age at the school on the day they are due to start3. All other applicants living within catchment area by distance.4. Children outside the catchment area with an older sibling on roll at the school when they are due to start5. All other children living outside the catchment area on distance <i>All distances are measured as a straight-line from the home address to the nearest school pedestrian gate.</i> For the full admission arrangement and detailed oversubscription criteria for Stottesdon CE Primary School, please visit the school's website. | | | |

Key Information for Parents

- Late applications are only considered after all on-time applications have been processed.
- To find your catchment or nearest school, please use our mapping software – [Shropshire Council Maps](#)
- For further details on how places were allocated, please visit our web page - [How school places are allocated | Shropshire Council](#)



| | | |
|---|--|---|
| Trinity CE Primary Butt Lane, Ford, Shrewsbury, SY5 9LG | Headteacher: Mr Jack Pittaway Tel: 01743 850227 www.trinity.shropshire.sch.uk | Published Admission Number: 23 |
| DfE Number: 893 3160 | Pupils on roll January 2025: 157 | Age range: 5-11 |
| Type: Voluntary Controlled | Admission Authority: Shropshire Council | |

| Year Reception Entry – September | 2025 |
|--|---|
| Total applications received | 27 |
| Total on-time 1 st preference applications received | 20 |
| Total places allocated on National Offer Day | 20 (of which 20 were 1 st preference) |
| Criteria & distance of last on-time place allocated | Out of area distance 7.316 miles |
| Total Number of Appeals Heard | N/A |
| Total Number of Appeals Upheld | N/A |

Oversubscription Criteria Summary:

Children who have an Education, Health and Care Plan, which names the school which the child should attend because their needs can be met best by that particular school, will be offered places before other children

1. Priority will be given to Looked After Children or a Previously Looked after Children
2. Very exceptionally, priority may be given to a child who has a particular health reason requiring them to attend a specific school
3. Children living inside the catchment area who will have an older sibling of compulsory school age at the school on the day they are due to start there.
4. Children living inside the catchment area by distance
5. Children of staff members who have been continuously employed at Trinity CE Primary School either
 - a) on a permanent contract, for at least two years at the time of application
 - b) have been recruited to fill a vacant post where there is a demonstrable skill shortage
6. Children outside the catchment area with an older sibling on roll at the school when they are due to start
7. All other children living outside the catchment area on distance

All distances are measured as a straight-line from the home address to the nearest school pedestrian gate.

For the full admission arrangement and detailed oversubscription criteria for Trinity CE Primary School, please visit the school's website.

Key Information for Parents

- Late applications are only considered after all on-time applications have been processed.
- To find your catchment or nearest school, please use our mapping software – [Shropshire Council Maps](#)
- For further details on how places were allocated, please visit our web page - [How school places are allocated | Shropshire Council](#)



| | | |
|--|--|---|
| Wistanstow CE Primary Roman Road, Wistanstow, Craven Arms, SY7 8DQ | Headteacher: Mrs Sue Phillips Tel: 01588 673347 www.edgeschoolsfederation.co.uk/wistanstow-ce-primary-school-home | Published Admission Number: 12 |
| DfE Number: 893 3123 | Pupils on roll January 2025: 52 | Age range: 2-11 |
| Type: Voluntary Controlled | Admission Authority: Shropshire Council - Edge Schools' Federation | |
| Year Reception Entry – September | | 2025 |
| Total applications received | | 19 |
| Total on-time 1 st preference applications received | | 10 |
| Total places allocated on National Offer Day | | 10 (of which 10 were 1 st preference) |
| Criteria & distance of last on-time place allocated | | Out of area distance 1.561 miles |
| Total Number of Appeals Heard | | N/A |
| Total Number of Appeals Upheld | | N/A |
| Oversubscription Criteria Summary: Children who have an Education, Health and Care Plan, which names the school which the child should attend because their needs can be met best by that particular school, will be offered places before other children <ol style="list-style-type: none">1. Priority will be given to Looked After Children or a Previously Looked after Children2. Very exceptionally, priority may be given to a child who has a particular health reason requiring them to attend a specific school3. Children living inside the catchment area who will have an older sibling of compulsory school age at the school on the day they are due to start there.4. Children living inside the catchment area by distance5. Children of staff members who have been continuously employed at Wistanstow CE Primary School either<ol style="list-style-type: none">a) on a permanent contract, for at least two years at the time of applicationb) have been recruited to fill a vacant post where there is a demonstrable skill shortage6. Children outside the catchment area with an older sibling on roll at the school when they are due to start7. All other children living outside the catchment area on distance <i>All distances are measured as a straight-line from the home address to the nearest school pedestrian gate.</i> For the full admission arrangement and detailed oversubscription criteria for Wistanstow CE Primary School, please visit the school's website. | | |

Key Information for Parents

- Late applications are only considered after all on-time applications have been processed.
- To find your catchment or nearest school, please use our mapping software – [Shropshire Council Maps](#)
- For further details on how places were allocated, please visit our web page - [How school places are allocated | Shropshire Council](#)



| | | | |
|---|--|---|---|
| Worfield Endowed CE (Aided) Primary Main Street, Worfield, Bridgnorth, WV15 5LF | | Headteacher: Mrs Laura Anson Tel: 01746 716606 www.worfieldschool.org.uk | Published Admission Number: 29 |
| DfE Number: 893 3330 | | Pupils on roll January 2025: 136 | Age range: 3-11 |
| Type: Academy | | Admission Authority: Shropshire Church of England Academy Trust | |
| Year Reception Entry – September | | 2025 | |
| Total applications received | | 42 | |
| Total on-time 1 st preference applications received | | 21 | |
| Total places allocated on National Offer Day | | 23 (of which 21 were 1 st preference) | |
| Criteria & distance of last on-time place allocated | | Out of area at a distance of 8.305 miles | |
| Total Number of Appeals Heard | | N/A | |
| Total Number of Appeals Upheld | | N/A | |
| Oversubscription Criteria Summary: | | | |
| Children who have an Education, Health and Care Plan, which names the school which the child should attend because their needs can be met best by that particular school, will be offered places before other children | | | |
| <div><div>1.</div><div>Priority will be given to Looked After Children or a Previously Looked after Children</div></div> <div><div>2.</div><div>Very exceptionally, priority may be given to a child who has a particular health reason requiring them to attend a specific school</div></div> <div><div>3.</div><div>Children living inside the catchment area who will have an older sibling of compulsory school age at the school on the day they are due to start there.</div></div> <div><div>4.</div><div>Children living inside the catchment area by distance</div></div> <div><div>5.</div><div>Children of staff members who have been continuously employed at Worfield Endowed CE Primary School either</div><div><div>a)</div><div>on a permanent contract, for at least two years at the time of application</div></div><div><div>b)</div><div>have been recruited to fill a vacant post where there is a demonstrable skill shortage</div></div></div> <div><div>6.</div><div>Children outside the catchment area with an older sibling on roll at the school when they are due to star</div></div> <div><div>7.</div><div>All other children living outside the catchment area on distance</div></div> | | | |
| <i>All distances are measured as a straight-line from the home address to the nearest school pedestrian gate.</i> | | | |
| For the full admission arrangement and detailed oversubscription criteria for Worfield Endowed CE Primary School, please visit the school's website. | | | |

Key Information for Parents

- Late applications are only considered after all on-time applications have been processed.
- To find your catchment or nearest school, please use our mapping software – [Shropshire Council Maps](#)
- For further details on how places were allocated, please visit our web page - [How school places are allocated | Shropshire Council](#)



| | | | |
|---|--|--|---|
| Worthen, Long Mountain CE Primary Worthen, Shropshire SY5 9HT | | Headteacher: Mr Jon-Anders Rowlands Tel: 01743 891320 www.longmountain.shropshire.sch.uk | Published Admission Number: 17 |
| DfE Number: 893 3126 | Pupils on roll January 2025: 112 | Age range: 2-11 | |
| Type: Voluntary Controlled | Admission Authority: Shropshire Council | | |
| Year Reception Entry – September | | 2025 | |
| Total applications received | | 19 | |
| Total on-time 1 st preference applications received | | 11 | |
| Total places allocated on National Offer Day | | 11 (of which 11 were 1 st preference) | |
| Criteria & distance of last on-time place allocated | | Out of area distance 3.465 miles | |
| Total Number of Appeals Heard | | N/A | |
| Total Number of Appeals Upheld | | N/A | |
| Oversubscription Criteria Summary: Children who have an Education, Health and Care Plan, which names the school which the child should attend because their needs can be met best by that particular school, will be offered places before other children <div><div>8.</div><div>Priority will be given to Looked After Children or a Previously Looked after Children</div></div> <div><div>9.</div><div>Very exceptionally, priority may be given to a child who has a particular health reason requiring them to attend a specific school</div></div> <div><div>10.</div><div>Children living inside the catchment area who will have an older sibling of compulsory school age at the school on the day they are due to start there.</div></div> <div><div>11.</div><div>Children living inside the catchment area by distance</div></div> <div><div>12.</div><div>Children of staff members who have been continuously employed at Long Mountain CE Primary School either<div><div>c)</div><div>on a permanent contract, for at least two years at the time of application</div></div><div><div>d)</div><div>have been recruited to fill a vacant post where there is a demonstrable skill shortage</div></div></div></div> <div><div>13.</div><div>Children outside the catchment area with an older sibling on roll at the school when they are due to star</div></div> <div><div>14.</div><div>All other children living outside the catchment area on distance</div></div> <div><div>All distances are measured as a straight-line from the home address to the nearest school pedestrian gate.</div></div> <div><div>For the full admission arrangement and detailed oversubscription criteria for Long Mountain CE Primary School, please visit the school’s website.</div></div> | | | |

Key Information for Parents

- Late applications are only considered after all on-time applications have been processed.
- To find your catchment or nearest school, please use our mapping software – [Shropshire Council Maps](#)
- For further details on how places were allocated, please visit our web page - [How school places are allocated | Shropshire Council](#)

APPLICATION TO START PRIMARY OR TRANSFER TO JUNIOR SCHOOL – September 2026

**The following pages contain all the
information you will need to make your
child(ren's) application for starting school or
transferring to junior school for entry in
September 2026.**

●●●● Important Dates

| Date | Primary | Junior |
|------------------------------|---|--|
| 12 September 2025 | Parents' Guide to Education booklet available to parents online | |
| September 2025 | | Junior Online application process available until closing date |
| November 2025 | Reception Online application process available until closing date | |
| 15 January 2026 | Closing date for primary applications - any late applications cannot be considered until all those received on time have been allocated. | |
| 16 April 2026 | Online applicants able to view results online. Letters emailed informing primary and junior applicants of allocated school. | |
| Following national offer day | Any places released re-allocated from the waiting list and changes of preference requests processed. | |
| June/July 2026 | Appeals heard (June/July) | |



Making an Application

Shropshire Council has an online application facility for all parents to use to ensure their child has a school place. This booklet outlines the process for those children due to transfer to start at the normal year of entry (Reception) or transfer from infant to junior/primary to junior School in the 2026/27 academic year along with 'In Year' admission applications, for a place other than at the normal year of entry to the school. (see page 149)

[Synergy - Homepage \(shropshire.gov.uk\)](https://www.shropshire.gov.uk)

Shropshire Council has an online portal for making school applications. Please note that the portal does not allow you to change your application once it has been submitted and downloaded by the Admissions Team. Please make sure you are happy with your application before you submit.

- You will receive email confirmation that your application has been received, and you can view it at any time.
- The system has a series of security procedures to prevent anyone seeing information they are not entitled to see.

The system is available 24 hours a day 7 days a week from November 2025

| Deadlines for applications: | Results will be available to online applicants on National Offer Day: |
|--|---|
| Primary/Junior: 15 January 2026 | Primary: 16 April 2026 |

Keep a note of your log-in details and password in order to view your allocation online in April.

Every parent **must** make an application to be considered for a place at a preferred school. Children are not automatically offered a place. Parents make one application, naming up to 4 schools of their preference. Our online facility is available for Shropshire residents (**not Telford and Wrekin**) and for those applying from outside England for Shropshire schools. **Residents in England must apply through their own home local authority.**

Parents living in England:

To apply for a school place in England, parents in England must apply to their home Local Authority (LA) - to the LA to whom they pay council tax - even if applying for a school place in another part of England. The home LA will process the application, co-ordinate with relevant authorities and inform the applicant of the result.

Parents living in Shropshire seeking a place in Powys & Wrexham Primary Schools

You must apply to either Powys or Wrexham. You will receive an offer letter directly from them.

Powys & Wrexham Residents applying to Shropshire Primary Schools

You must apply to Shropshire. We will write to advise you of the outcome of your application.

We would still advise Shropshire residents to submit a primary application for an English school in case Powys or Wrexham cannot offer your preferred school(s).

Closing dates may vary; please check the relevant authority's website for details.

Parents living elsewhere:

Residents in other parts of Wales, Scotland, Northern Ireland or from overseas should apply directly to Shropshire Council for Shropshire schools.

●●●●●The Application Process

The application process is the same even if a school itself is an admission authority (e.g. voluntary aided, foundation school, or an academy or free school) regardless of whether the application is the point of entry/transfer or an in-year transfer.



How will my application be considered?

Applications will be listed in order of priority according to the admissions policy appropriate for the school.

Shropshire Council is the admission authority for community and voluntary controlled schools in Shropshire and sets their admissions policies. For foundation, voluntary aided schools and academies, the governing bodies are the admission authority for their school, which means that they can set their own admissions policy, and this may be different to the Council's policy. The co-ordination arrangements stated in this booklet apply to all state-funded schools in Shropshire and local authorities in England.

Own admission authority schools:

You should check to see if the school for which you are applying is an admission authority school. Please note a school's status is subject to change. In the lists of Shropshire schools on pages 6 - 140 the status as of July 2025 is indicated under the DfE Number. (F= foundation, VA = voluntary aided, A = academy, FS = free school). The schools may require additional information, such as a Baptismal certificate in the case of Catholic schools, or details about church attendance or membership. This may require a

supplementary form, available from the school or from the Admissions Team. It is the applicant's responsibility to check the policy and to ensure that additional information required is sent directly to the individual school. Such information must be provided at the time of application, otherwise it will not be taken into account when the allocation of places is determined.

The Co-ordinated Admissions Scheme:

Schools in other local authority areas will probably have a different policy to Shropshire Council and therefore parents are advised to ensure they have read and understood the appropriate policy and information available from each relevant local authority before making an application. The addresses and telephone numbers of neighbouring local authorities can be found on page 162 of this booklet.

The Admissions Team will inform own admission authority schools, or the relevant local authority, of requests for places made for their schools so that applications may be considered by them in accordance with the appropriate published policy. Their decisions will be given to the Council's Admissions Team. The applicant's home local authority will write to them on the appropriate offer day with the offer of one school place, which will be the available school ranked highest by the parent. Please see page 142 for Welsh arrangements.

Further information:

Any questions about the admissions process that cannot be answered from within this booklet may be found on the Shropshire Council website www.shropshire.gov.uk.

Equal Preference Scheme

How is the allocated School determined?

Every local authority must operate an equal preference scheme; it is a requirement of the School Admissions Code. With each school applied for, what matters is the priority in terms of oversubscription criteria, not whether it is the person's first, second, third or fourth preference.

This means that, regardless of whether it is their first, second, third or fourth preference school, every applicant is listed for the schools named in the application in the rank order of the oversubscription criteria (e.g. in/out of catchment area, with/without a sibling) by the admission authority. The straight-line distance measurement from home to school determines the position of the applicant in the appropriate category of oversubscription criteria. (This may differ in criteria used by some own admission authority schools e.g., children of staff.) Please see the relevant oversubscription criteria listed in this booklet or the school website, to determine the category applicable to you and how the policy is applied at each of the schools you wish to include in your application.

If an applicant names four schools, their child will appear on the list for each of those four schools. The published admission number (PAN) is the number of places each school can offer, and the cut-off point for allocated places. If the applicant is ranked high enough in terms of the oversubscription criteria to qualify for one of the places at their first preference school, their name can be discounted from the list of the second, third and fourth preference schools. On the list of the second, third and fourth preference schools, the next applicant on the list can then move up to fill the gap and qualify for a place.

The local authority has a statutory duty to offer parents their highest possible preference. The percentage of first preferences met is reported to the Department for Education (DfE) every year and these statistics are published by the DfE,

usually at the end of June. If the applicant ranks before the cut-off point for their first preference school, their second, third or fourth preferences do not need to be considered.

The importance of four preferences

It is extremely important for parents to make use of their four preference slots. Whilst the Admissions Team endeavour to meet your first preference request, if you name only one school, your child's name will appear on only one school's list. If you do not rank before the cut-off point, this means that we must make a default offer which will be the nearest school to the home address with vacancies available when all on-time applications have been considered. By then a school that you might have considered as an acceptable second, third or fourth preference may have filled up with applicants who **have** named those schools in their application, even if they live further from the school than you. If the school is not named in your application, it cannot be considered as an alternative if your first preference is unavailable, unless it still has places available when consideration of all the on-time applications is complete.

For most town residents, there are usually a number of schools in close proximity and the opportunity is there for parents to name more than one school. **It is strongly recommended that Shropshire residents name 4 schools which may help to avoid disappointment.**

Late applications are considered after all on-time applicants have been allocated a place.

●●●● Admissions Flow Chart – PRIMARY / JUNIOR

| | | |
|---|--|--|
| 1st preference school offered | I am happy with the school offered | Nothing further to do if a Shropshire school is offered. If a school in another local authority is offered, please contact the relevant local authority admission team to accept the place |
| | My circumstances have changed and/or I wish to change the school preferences | Please email school-admissions@shropshire.gov.uk with your child's full name, date of birth, address and new order of school preferences and we will review your application |
| | I no longer require the school offered | Please email school-admissions@shropshire.gov.uk with your child's full name, date of birth, address and the alternative arrangements i.e. moving to the independent sector, home educating your child, moving out of county etc. The place offered will be released and reallocated to another child |
| 2nd, 3rd or 4th preference or a default school offered You are automatically added to the waiting list of any higher preference Shropshire school not offered. If a place becomes available, the School Admissions Team will contact you. | I am happy with the school offered and do not wish to remain on the waiting list for other school(s) | Please email school-admissions@shropshire.gov.uk with your child's full name, date of birth, address stating the school(s) which you no longer wish to remain on the waiting list. |
| | I applied for a school in another county | If you are happy with the school offered, please contact the relevant local authority admissions team to accept the place. If you wish to be on the waiting list of an out of county school or appeal the decision, please contact the relevant local authority admissions team. |
| | My circumstances have changed and/or I wish to change the school preferences | Please email school-admissions@shropshire.gov.uk with your child's full name, date of birth, address and new order of school preferences and we will review your application. |
| | I no longer require the school offered | Please email school-admissions@shropshire.gov.uk with your child's full name, date of birth, address and the alternative arrangements i.e. moving to the independent sector, home educating your child, moving out of county etc. The place offered will be released and reallocated to another child |
| | I wish to appeal the decision to not offer my child a place at the preferred school(s) | Please complete the online appeal form by following this link Appeal against the allocation of a school place Shropshire Council . Your independent appeal will be scheduled by Legal and Democratic Services. If you submit your appeal by????? your appeal will be heard between May and July |

●●●● Applying out of Area

Parents sometimes wish to apply for a school in their area as well as for schools in another area. This is perfectly acceptable; you can name any four schools in your application. However, please note that the admission criteria can vary from school to school and many academies have set their own oversubscription criteria. It is important that you understand how the criteria will be applied to your application and that you understand your chances of securing a school place. If we cannot offer a place at any of your preferred schools, we will offer the next nearest school to your home address that has vacancies. Please ensure that you have read all the relevant information on pages 6 - 140.



Parents resident in Shropshire sometimes wish to make an application for selective schools such as Newport Girls' High School or Adams' Grammar School which come under Telford & Wrekin Council, or Wolverhampton Girls' High School which is in Wolverhampton local authority's area. When applying for schools out of area, Shropshire residents should name all those schools in the Shropshire application. If a selective school is your preferred school, we recommend that you list this as your first preference.

Entrance to all selective schools is based on a selection examination which may be held in the **summer term before the year of application**.

If you are considering a selective school, we would recommend that you contact the school directly for more information, as a matter of urgency.

The Shropshire Admissions Team will pass on to other English local authorities any requests for a place at their schools.

Parents applying for schools in a different area should also ensure that they have read the information about admissions which is published by and available from the appropriate local authority. Different authorities operate different admissions policies. When Shropshire residents state a preference for schools in England outside the Shropshire local authority area, we will co-ordinate the application details with the relevant authority (see page 144). Please bear in mind that you may be responsible for all travel arrangements and costs.

A Summary of the Primary/Junior Transfer Application Process:

- Read all the information in this booklet about the admissions process before making your application.
- Read Frequently Asked Questions on pages 141-145 and read the appropriate admissions criteria.
- Research schools in which you might be interested before making your application.
- Contact the Admissions Team if you would still like further information or help. Please do not rely on information from headteachers, school staff, parents, neighbours, or estate agents.
- Apply through your home local authority.
- Give the maximum number of preferences (four for Shropshire applicants).
- Apply by 15 January 2026 at the latest.
- **16 April 2026** when online applicants can view their results.
- Contact the **Admissions Team** if the emailed allocation letter has not been received by **24 April 2026**.

In-Year applications

September 2025 – July 2026

The following pages contain all the information you will need to make an in-year transfer for your child(ren).

●●●●● Transfers and Mid-term (for Shropshire schools)

When thinking of moving your child midterm or part way through primary school stage we would advise parents to discuss this with the child's current headteacher and that careful consideration should be given to whether such a move will be of benefit to your child and their educational progress.

I wish to change my child's school. What should I do?



If you would like to change your child's school to a Shropshire school, you will need to complete the online mid-term application available from Shropshire Council's website [Synergy - Homepage \(shropshire.gov.uk\)](https://www.shropshire.gov.uk)

If you wish to apply to a school outside Shropshire, please contact the relevant local authority. (Details on page 162.)

The application form enables parents to apply to up to 4 schools of their preference. Any documentary evidence in support of the application should also be included. Places should only be allocated a maximum of six school weeks before the place is required.

Any place offered must be taken up within six school weeks or a half-term of the offer, or the place may be withdrawn.

Unsuccessful Applicants



Where applicants cannot be offered their preferred school, they will be informed of the independent appeals process. Some mid-term applications will need to be considered using the Fair Access Protocol

●●●●● Transfers and Mid-term (for Shropshire schools)

In-Year or Mid-Term applications from Service Families

When service personnel are given a confirmed posting order to the Shropshire Council area, Shropshire Council works with service families to remove potential disadvantage for service children. This is in accordance with Paragraphs 2.21 of the School Admissions Code.

If service personnel cannot provide a Shropshire address but are in possession of a posting order to Shropshire, or an official letter with a relocation date, a Unit postal address or quartering area address will be used when considering an application against oversubscription criteria. Shropshire Council works with all schools in the local authority area to facilitate the admission of service children to their designated catchment school. Children of service personnel posted to Shropshire may be admitted to the designated catchment school as an exception if the school is oversubscribed. Application should be made to Shropshire Council along with the appropriate posting order or letter. Please contact the Admissions Team for any advice.

School places at the catchment school will be offered to children of service personnel without delay. However, where application is made for an oversubscribed school that is not the designated catchment school for the service address, it is likely that the application would be declined, and parents would be informed of their right to appeal along with the offer of a place at their catchment school.

All schools in Shropshire are expected to follow this protocol (including those schools for which Shropshire Council is not the admission authority e.g., academies).

Can I keep my child at the same school even when I move address?

Once your child has started attending a particular school and then you move house your child may remain at the same school, as long as you can continue to get them to that school.

Will my child qualify for free school transport?

You will not necessarily qualify for transport if the school your child has moved to is not the catchment area school or nearest with places available. If you are already in receipt of free school transport, that privilege may be withdrawn, and you may have to pay for a seat under the temporary seats' payment scheme. Parents need to be aware that the temporary seats payment scheme only exists when there are vacant seats on the transport currently provided and can be withdrawn at short notice.

If my child cannot go to the nearest school, will they receive free school transport?

In those instances where you are unable to gain a place at your catchment area or nearest school following an appeal because the year group is full, you may be eligible for free school transport to the next nearest alternative school if it is more than 2 miles for primary age children or 3 miles for secondary age children by the shortest walking route. Integrated Passenger Transport Services will be able to advise you on entitlement. See page 158 for contact details.

I wish to move my child from their present school at the start of the next academic year, when should I apply for a place?

School places should not be reserved for more than half a term in advance, except for the normal admissions rounds (i.e. for year 7 in secondary schools). Where parents wish their child to move at other times, they should apply no more than 6 school weeks in advance. If the school has places available at the time of application, then a place can be offered. If the school is full, then an appeal can be arranged. If the place is not taken up by the start of the new half term or within 6 weeks (whichever is the earliest) the offer may be withdrawn. The only exception to this is for applications for a boarding place for existing pupils at Thomas Adams School, where applications may be considered earlier in the year where necessary, particularly where parents have to work abroad.

●●●●● Transfers and Mid-term (for Shropshire schools)

What should I do if the school is full?

You need to be aware that moving into a school's catchment area gives no guarantee whatsoever that a place will be made available at that school and neither the school nor Shropshire Council are legally obliged to provide a place for your child at the catchment area school. However, if you live in Shropshire, we will have to ensure that a school place is made available at the nearest school with vacancies.

If you are refused a place at your catchment school because your child's year group is full, please contact the Admissions Team for advice. If you cannot get a place for your child in any suitable school, you may need to go through the appeals process. This is important as free school transport will not normally be provided to a more distant school unless parents have been refused a place at appeal at the nearest or catchment school. Appeals will normally take 3 or 4 weeks to arrange during term time only. No appeals are heard during the school holidays, and this may mean you will have to wait several weeks until the appeal is scheduled. In the meantime, ensure that your child attends either the school already offered or their current school if possible.



Frequently Asked Questions

Apply

How do I apply for a school place?

If you are applying for a place through Shropshire Council, you should apply online at www.shropshire.gov.uk. Internet access is also available in local libraries.

Once you have considered the information included in this booklet, and possibly having visited schools, you should then indicate four preferences in priority order in your application.

How do I apply online?

Register to use the online facility using your email address at www.shropshire.gov.uk. You will also be able to access this booklet for more information about how places are allocated.

How are places allocated?

All schools have a Published Admission Number (PAN) which applies to each year within a school. This means that there is a maximum number of children which can be admitted to a school in each year group. The PAN is agreed with the governing body of the school and is based on the available teaching spaces within a school. The figures set for the admissions year 2025/26 are shown with the list of schools on pg 6-140 for primary schools .

If there are more requests for places than the PAN, the school is said to be oversubscribed, and places will be allocated according to the oversubscription criteria which are shown on pages 11 - 140 for primary, infant and junior schools.

Does the law say I can choose the school my child attends?

The law does not give you the right to choose a school for your child. However, it does allow you to express a preference as to which school you would like your child to attend. The Council will try to meet that preference. The same applies to the governing bodies of schools that are responsible for admissions to their schools (such as voluntary aided schools or academies).

For those who made application on time in 2025, 95.6% of primary applicants were successful in application for their first preference school. Those

who are not successful often live outside the school's catchment area or have applied late.

How do I know how many places are available?

In this booklet there is a section that gives you information on schools in Shropshire. Under each school you will see the Published Admission Number (PAN); this is the number of places available.

Do I still need to apply for a school if my other children attend there?

Yes. Every application is dealt with separately, but you will have a greater priority for a place if your older child will still be of statutory school age and on roll when your younger child is due to start there. However, if you are applying to an out of catchment area school there will be no guarantee of a place even if you have a child attending, although you will have a greater priority than other people living out of the area without a sibling currently in attendance

I live outside Shropshire. Can I still apply for a Shropshire school?

Yes. Wherever you live you can apply for schools in other local authority areas although you may be responsible for all travel arrangements and costs. Please read the information on page 143. If you are unsuccessful at a Shropshire school, you are advised to contact your home local authority to find out what other options are available to you.

How do I know if I am in the catchment area for a particular school?

Catchment area maps are available on our website www.shropshire.gov.uk on the General Map Viewer. Alternatively, you may wish to contact the Customer Service Centre or the Admissions Team.

In most cases, there will be one primary school designated as the catchment school, but there are a few exceptions. **Please note that the Admissions team will be the body which determines any uncertainties about catchment areas or distances from home to school.**

●●●● Frequently Asked Questions

My ex-partner and I share care of our child in equal measure. Which address will be considered the home address?

The Admissions Team will need to know which school nights are spent with each parent. If this does not result in a majority of school nights with either parent, the Admissions Team will be unable to determine the home address this way. In such cases, the parent who receives the Child Benefit for the child will be considered the main carer and their address will be determined to be the child's home address for school admission purposes.

My child is looked after by a childminder/ friend/ grandparent/another family member during the week. Can I put their address on the application form?

No. The application must come from the genuine home address of the child at which he/she is expected to reside which, in most cases, would also be the address of the person who has parental care of the child. Unless your child is formally or legally cared for by someone other than his/her parent(s), then the address of the parent is the one we expect you to give. A place may be lawfully withdrawn if the information given in your application is considered by Shropshire Council or the admission authority, to be fraudulent or misleading. For example, if arrangements are made for the child to reside temporarily with extended family members or friends within a school catchment area this will not be regarded as the genuine home address.

False addresses and misleading applications...

Shropshire Council takes all necessary steps to verify that addresses are genuine through whatever sources of information are available to us, and this may include home visits by a Shropshire Council officer. If the Admissions Team do not consider that sufficient proof is provided, we will allocate a place based on what we believe to be the substantive address.

Parents must not use a business address, grandparent's, friends, or other family member's address. Shropshire Council may disregard short-term tenancy agreements where the substantive property remains unsold or is rented out. A false claim of relationship breakdown where reconciliation follows immediately after allocation may lead to the withdrawal of the offer of a place offered in error. In this case, the offer of a school

place will be withdrawn. A local authority can withdraw the offer of a place even after a pupil has started at a school.

My former partner and I are now separated, and we cannot agree on our preferred schools. Which application will you accept? Shropshire Council is unable to arbitrate when parents cannot agree. Where conflicting applications are submitted or an objection is raised (by the deadline dates on page 154), the application will be suspended until either agreement is reached or the matter has been settled by the court. **This should be given urgent attention to avoid your child being disadvantaged or left without a school place.** If you cannot agree you should seek independent legal advice and, if necessary, an appropriate court order, before submitting the application. The address given should be that of the parent/carers named in the court order.

Preference

What if you cannot offer any of my preferred schools?

If we are unable to offer a place at any of the schools named in your application, we will offer a place at the nearest school to your address with places available once all on-time applicants have been considered. This may not be the nearest school to your home, or your catchment area school and you may then be responsible for your child's transport arrangements to that school. The Council does not automatically consider a place at your "in area" school unless you named it as one of your preferences. After all applicants have been considered, your nearest school may be full.

I do not wish to give more than one preference on my application form. Will this disadvantage me in any way? (See page 144.)

It may well do, so we strongly recommend that you put more than one preference, particularly if you do not intend naming your nearest or catchment area school. If you only put one preference on your application and you are not successful in obtaining a place at that school, we shall offer the nearest school with vacancies (see above). Writing the same school three times on your application does not strengthen your case for that school and wastes the opportunity to use your preferences.

●●●● Frequently Asked Questions

What will happen if I do not want to send my child to my local or nearest school?

Most schools have their own separately designated catchment area, but you can express a preference for any school in or out of your area. However, if you live outside the designated area and the school has more applications than there are places available, your application will probably have a lower priority than those who live in the catchment area. If your preferred school is not full, you will be allocated a place no matter where you live, but you may be responsible for transporting your child to that school if it is not your nearest or catchment school, (see page 158).

Can I change my preferences?

After the closing date for applications but before allocation, you cannot change your preferences unless it is because of a change of circumstances (e.g., house move by the deadline on page 154). If you wish to change your preferences after the allocations have been made, then you can request this at the review stage but remember the school you ask for may be full at that stage. It is important that you carefully consider all the options before completing the application.

If I name a school as my first preference, will I have a better chance than someone who names it as their second preference? (see page 144.) No. The Government requires all local authorities to use an “Equal Preference” scheme. First of all, we consider your first preference. If we can offer it, we will. If we cannot offer that because the school is oversubscribed and you were ranked a lower priority, then we will consider your second preference alongside all the preferences from other parents for that school using the admissions criteria. If neither your first nor your second preferences can be offered, then we consider your third preference alongside all other preferences for that school. Your application will be ranked in terms of oversubscription criteria, not in terms of your preference for the school.

If I do not make an application for a school, will you “direct” me to a school which I do not wish my child to attend?

No. Shropshire Council cannot “direct” you to send your child to a particular school. If we are unable to offer your application preferences, we can make an alternative offer. If you have not applied to any schools, we can inform you which

schools have places available. As a parent/carer you are responsible for ensuring that your child accesses appropriate education. The Admissions Team can provide help and guidance, but the Council cannot be held responsible for not meeting your preferences or for your omission to submit an application.

There are children living further away from my preferred school who have been offered places, but we have not been successful. Why not?

There could be a number of reasons which relate to the individual circumstances at the time of the applications. One is that we have given a higher priority to children with special needs, or children in Public Care, adopted children or those who have a specific medical reason. It may be that some have older siblings still at the school. If you think that there has been any form of injustice, such as a distance not having been measured correctly, please raise this with the Admissions Team.

Moving House

I shall be moving house before the date my child is due to start school. Which address should I give on my application form?

Shropshire Council require a copy of written confirmation from your solicitor that you have exchanged contracts on a property, or a signed copy of a tenancy agreement, to consider a new address, plus confirmation that you have sold or left your previous property. If you have reached this stage at the time, you make your application, then the new address is the one that should be given, with a note of explanation plus the required written evidence as stated above. However, if the arrangements have not been completed, please give your current address, and then inform the Admissions Team of any change of circumstances **without delay** once you have proof of the house move. See the note on page 154 for cut off dates for house moves.

If you move after you have applied or after a school place has been allocated, you should inform the local authority immediately. If you have a second home, you must give proof of the address at which you reside for the majority of the time. We can withdraw a place offered in error, even after a child has started at a school, if a change of address should have been notified to the Admissions Team but has not.

●●●● Frequently Asked Questions

Please note that short term tenancy arrangements or temporary moves to live with friends or relatives may not be accepted. If you own a property and take out a rental agreement on another property, we may not accept the rented property's address until the other property is sold.

How will distances be measured from the home address to the school?

A computerised mapping system is used for measuring distances. The measurement is taken as a straight line from where the home address is pinpointed by the computerised system to the nearest appropriate entrance gate of the school. Where the address is in a block of flats, the lowest number or flat nearest to the ground floor will be deemed to be the nearest distance.

What if my application form is late?

Applications must be submitted by the closing dates. **After these dates applications will be processed as late applications.** Shropshire Council cannot be held responsible for an application form which goes astray, especially if posted without proof of posting.

Closing Date

Closing date: **15 January 2026**

After the closing dates we will only handle late applications where there has been a serious illness or bereavement in the family in the period shortly before the closing date, or where a family has moved house after the closing date (up until 4 weeks before the allocation date), or a change which affects how an application would be considered. Documentation to verify these circumstances must be submitted with the late application. Latest dates for these exceptional circumstances are*:

Deadline for New Applications/ Objections/Changes of Preference/due to Change of Address:

Deadline date: **6 March 2026.**

If we are able to process your late application in time for Offer Day, we shall do so, although your preferred school may then be full. Otherwise, any further late applications received will be

considered at the review stage, prior to any appeals and/or at the end of each week up until the start of the school Christmas holidays.

Is there any financial charge associated with making an application to a school?

There is no cost associated with the admissions process to any Shropshire state-funded schools.

My child has some medical problems which can best be managed through attendance at a particular school. Will this be considered?

Parents should submit written evidence from the GP or medical specialist with the application. Shropshire Council may investigate such cases. For a place to be offered due to medical reasons, Shropshire Council or the admission authority would need to be satisfied that the medical circumstances* make it essential for the child to attend a particular school. Most schools can manage a wide range of medical issues, such as asthma, ADHD, allergies, and diabetes, so there must be a strong case for this to be agreed.

* Documentation to verify this is required with application.

I'm a foreign national, can I apply for a school place? Foreign nationals who do not normally reside in the UK but who wish to apply for a state-funded school place, need to check that their children have an immigration status which permits them to enter the UK to access a state-funded school. Children may be breaching their UK entry conditions by entering the country in order to attend a state-funded school if they do not have an immigration status that permits such study.

●●●●● Frequently Asked Questions

When will I be informed about the allocation of a school place?

Allocation Days are when the results will be published and emailed to parents. Shropshire Council will inform parents of their allocated school on the following dates:

National Offer Day

Reception & Junior Allocations **16 April 2026.**

If notification has not been received within a week of these dates, applicants should contact the Admissions Team.

For in-year applications, parents will be advised of the outcome of their application within 15 school days of it being submitted.

Appeals

What can I do if my application is not successful?

[For Shropshire schools](#), please note that your child will automatically be added to the waiting list for your preferred schools, and you can request an appeal. Your allocation notification will explain how to do this. Sometimes places which have been allocated are no longer required and these vacancies can then be re-allocated in accordance with the admissions criteria. For primary and Junior transfer, it will be at this stage that we can also consider any late applications or changes of preference which could not be considered earlier.

[For schools outside Shropshire, please contact the home local authority without delay.](#)

Shropshire Council operates a Fair Access Policy with regard to vulnerable and hard-to-place pupils, a copy of which can be obtained from our website or the Admissions Team. Children placed in schools through this policy will take precedence over children on a waiting list.

Other

I have been told by the headteacher (or a member of the teaching staff) that my child will be offered a place at the school.

Neither the headteacher/staff members nor individual governors can give any indication of whether any applications to their particular school will be successful.

The School Admissions Code states: “Admission authorities **must not** provide any guarantees to applicants of the outcome of their application prior to the formal notification of any offers of a place in a suitable school by the home local authority.” and

“The offer to parents must be made by the home Local Authority”.

I have twins/triplets. Will my children be able to go to the same school?

Shropshire Council will endeavour to offer places for all of twins/triplets for the same school.

Is my child’s primary school a “feeder” school to a particular secondary school?

Shropshire Council does not operate a general “feeder” school system. There is no guarantee that having attended a particular primary school will secure a place at a particular secondary school. However, in the north and south of the county children living out of area who attended a primary school in the secondary school’s catchment area have a slightly higher priority above out of area children who have not. However, this still does not give a guarantee of a place particularly when the school is full of in catchment area children or those with siblings at the secondary school.

My child has attended some “Taster Sessions” at my preferred school. Does this mean that s/he will have a better chance of getting a place at that school?

No, this makes no difference at all to the allocation process which is primarily based on your home address and not the primary or junior schools your child attends. Please help your child to understand that there is no guarantee of a place in these circumstances, and please do not raise their expectations unnecessarily if they have attended a “taster session”.

There is a bus service which runs from the end of my road to the school I prefer for my child. Does this mean my child is entitled to go there? No. There are a number of schools

which arrange transport from villages outside their catchment areas because of demand from children who have been successful in the past, or because of sibling connections. Such arrangements however do not change the catchment area or give any entitlement to a place at the school, even if you have neighbours whose children access such buses. Please see pages 158 for full details about transport entitlement. The existence of a bus service is not a valid reason for the allocation of a school place.

I do not live in Shropshire, but I wish my child to attend a Shropshire school. How should I make my application?

Parents living in England seeking a place at an English School

To apply for a school place in England, parents in England must apply to their home Local Authority (LA) - to the LA they pay council tax - even if applying for a school place in another part of England. The home LA will process the application, coordinate with relevant authorities, and inform the applicant of the result.

Parents living in Shropshire seeking a place in Powys & Wrexham Primary Schools

You must apply to either Powys or Wrexham. You will receive an offer letter directly from them.

Powys & Wrexham Residents applying to Shropshire Primary Schools

You must apply to Shropshire. We will write to advise you of the outcome of your application.

We would still advise Shropshire residents to submit a primary application for an English school in case Powys or Wrexham cannot offer your preferred school(s).

Closing dates may vary; please check the relevant authority's website for details.



●●●● Special Needs

What provision is made for children with Special Educational Needs? (SEN)

Shropshire Council provides a range of services for children and young people who have Special Educational Needs (SEN) and/or disabilities (SEND). The majority of children with SEN can have their needs met at SEN Support and most children's special educational needs can be met in their local mainstream school or early years setting, sometimes with help from outside specialists. Wherever possible children with SEND will be taught in a mainstream setting. However, occasionally, it may be appropriate for children to attend a specialist school setting.

Details of all Shropshire schools and education settings are published in the Shropshire Local Offer. The Local Offer is able to help you to make a decision about which school you would like your child to attend. All mainstream schools provide support for children with an EHC Plan. You can find out more information about the support that is available by looking at the School Information Report which is published <http://shropshire.gov.uk/the-send-local-offer/> or you could look at the school website or talk to the Special Educational Needs Co-ordinator (SENCo) or Headteacher.

Shropshire Council can provide you with information about which schools are accessible for children with physical difficulties. You can also contact the Headteacher of a school to find out more about the school's accessibility plan and single equalities policy.

If you are considering a school placement that is outside of your local area – further information regarding transport is available www.shropshire.gov.uk/the-send-local-offer/travel-and-transport/

The EHCP Team

The Guildhall
Frankwell
Shrewsbury
SY3 8HQ Tel: **01743 254267**

Senior Community Paediatrician

Shropshire Community Health
Coral House
11 Longbow Close, Harlescott Lane
Shrewsbury
SY1 3GZ
Tel: 01743 450800

Shropshire Parent & Carer

Council

www.paccshropshire.org.uk





School Travel and Transport

When deciding on which school you prefer, remember to consider the implications of your child's journey to school. For example, there are personal health and environmental benefits of travelling actively by walking, cycling or wheeling to a local school.

Most schools have improved their facilities to support active travellers by providing safer footpaths, separate pedestrian entrances, scooter and cycle parking and waiting shelters.

Many schools have also benefited from safer routes to school projects which have introduced pedestrian crossings, school zones, safety warning signs and traffic calming schemes.

A 'School Streets' trial is currently taking place at some schools across Shropshire where traffic is prevented from accessing the roads near to a school to make it safer for people to travel actively.

Some schools also support parents/carers walking by operating 'Walking Buses', 'Park and Stride' schemes and take part in schemes such as 'WOW' (Walk Once a Week). Schools are supported by Shropshire Council's Sustainable Travel Team to provide road safety education and cycle with the help of Sustainable Travel Officers and Bikeability cycle training instructors. Ask your school about their Modeshift STARS School Travel Plan, which sets out initiatives to encourage walking, cycling, bus travel and car sharing.

View Shropshire Council's Sustainable Travel Strategy at www.shropshire.gov.uk/school-transport

If you would like more information about sustainable travel to schools in Shropshire, contact the team at sustainabletravelplanning@shropshire.gov.uk

Where schools are beyond walking distance, we would encourage you to consider if your child would be entitled to free school transport. Free transport is generally only available for travel to the nearest or catchment area school. If this is not the case, you may be able to pay for a seat under the Temporary Seats Payment Scheme if there are spare seats on a school bus. The charge for

seats in this scheme may vary and charges are currently under review. For more details of the cost of the Temporary Seats Payment Scheme, please contact **Passenger Transport Group** on **0345 678 9008**

or email: schooltransport@shropshire.gov.uk. However, we must point out the temporary nature of this provision and that it can and will be withdrawn at short notice should an eligible pupil need to take up that seat. You should therefore always ensure that you have alternative transport provision in place because the local authority will not be able to fund any replacement transport.

Equally, if you are eligible for free school transport and you move home and you do not want to move your child from your preferred school, you may be liable for all transport costs if that school is no longer your catchment or nearest school. There will generally be very few exceptions to this situation. Lack of your own transport is not a reason for the local authority to provide it and you will have full responsibility for getting your child to school in these circumstances. Your preference of school does not confer any accompanying right to free school transport.

The School Transport Team (within Passenger Transport Group) will check on eligibility. A form must be completed and returned to them before the start of your child's commencement at school. This can be done by contacting **Customer Service Centre** on **0345 678 9008** or online at www.shropshire.gov.uk. Please note that it is not possible to provide retrospective payments. The onus is on you to make an application on the correct form. Parents should note that eligibility for free school transport will play no part in the allocation of school places by the Admissions Team. It is only after a place has been allocated that eligibility will be checked by PTG and not before.

(NOTE that normal admissions arrangements apply - a child must have obtained a place before applying for support with travel).

Existing transport networks already provide buses or cars from near to most homes. Normally a bus pass would be issued before alternative arrangements were considered, as the cost of a taxi could be prohibitive.

●●●● School Travel and Transport

School Transport

The following pupils are entitled to free transport to their nearest or catchment area school:

- Pupils living beyond a 2-mile walking distance for primary age pupils.
- Pupils living beyond a 3-mile walking distance for secondary age pupils.
- In relation to the shared Shrewsbury secondary catchment area the local authority's designated catchment is determined using the "nearest school test".

From September 2008, the Education and Inspections Act 2006 also requires local authorities to provide travel arrangements, as they consider necessary, for eligible children to the relevant educational establishment in the following circumstances:

Secondary age children who are entitled to free school meals, or whose parents are in receipt of maximum level of working tax credit. Entitlement is for travel to one of the 3 nearest qualifying schools. This applies where students live more than two miles, but no more than six miles from the school. Alternatively, entitlement is for travel to the nearest school preferred by reason of a parent's religion or belief, up to a maximum of 15 miles from the child's home.

Special Notice for parents living in Minsterley regarding transport entitlement to Mary Webb School.

A review was undertaken in 2019/20 relating to the transport entitlement of pupils from Minsterley to Mary Webb School for free school transport who live under the 3 miles statutory walking distance. This review was due to the previously classified Extremely Hazardous route between Minsterley and Pontesbury being improved with a footway/cycleway along the route to the school. Due to these improvements, this route has now been de-classified. Therefore, pupils starting at Mary Webb School from September 2020 who live within the statutory walking distance of 3 miles from Minsterley to Mary Webb School, will not qualify for free school transport on distance grounds. However, pupils currently in receipt of free school transport from their existing address will continue to be provided with free school transport until they leave Mary Webb School, as long as their circumstances remain unchanged.

Transport may also be provided for:

1. Applicants with SEN needs may be entitled to travel assistance and will need to complete an application form. Please visit www.shropshire.gov.uk/school-transport or telephone 01743 253049.
2. Children unable to walk in safety due to exceptional hazards along the route. This requires a formal assessment and will only be granted if all the criteria can be met. Applications would have to be made to the Passenger Transport Group (PTG) regarding a particular route.
3. Disabled parents prevented from accompanying their child along a walking route.

Some Frequently Asked Questions

My nearest or catchment school is full.

Will I qualify for free school transport to a more distant school?

Free school transport is normally provided to the nearest or catchment school where the distance criteria is met. However, free school transport to the next nearest school to the home address can be considered where the nearest or catchment school is full and where parents have made a formal but unsuccessful appeal for a place at such a school.

If I am ill and have been transporting my child to school but can no longer do this will the local authority, then pick up the cost?

Unfortunately, not. It remains your responsibility to ensure that your child attends School and, unless you intend providing Home Education, you need to take all the necessary steps to ensure full attendance. Family, friends, neighbours, and nearby parents of pupils at the school should be approached. Alternatively, contact the Admissions Team about moving your child to the catchment or nearest school.

What if my child does not attend the nearest or catchment area school?

You do not have to send your child to the nearest or catchment area school. However, if you exercise your preference and are able to be offered a place for your child at another school, you will normally have to make your own travel arrangements.

School Travel and Transport

Are there safety codes on the buses and what happens if my child does not adhere to the guidance issued?

Safety on buses is of prime importance and parents will be issued with guidance once eligibility is confirmed. Parents should note that noncompliance with this guidance (such as not adhering to the code of conduct) can result in transport being withdrawn at short notice. In these circumstances it will be the parents' responsibility to ensure school attendance and not the Council. The cost of any damage will be sought from the parents. CCTV is used on some of our contract services to provide documentary evidence of misbehaviour and may be passed to the police authority if prosecution for criminal damage is required by the bus operator.

What happens if my circumstances change, and I am no longer eligible to claim Working Tax Credit?

Eligibility to the extended rights to free school transport to schools between 2 and 6 miles will be assessed every 12 months from the date of the application whilst you are in receipt of the qualifying benefits.

Some schools organise transport for pupils from out of their catchment area. Will my child be able to access this transport?

If your child is allocated a place at that particular school, you should enquire there for details of that transport and whether there are places available. Parents need to be aware that there is no guarantee of the permanence of such arrangements. The availability of such transport will not be used in any way in the school allocation procedure nor as an acceptable argument in any subsequent appeal.

I take my child to school as I live out of the catchment. I no longer have access to a car. Will Shropshire now transport my child to school?

No. You will have to make alternative arrangements or endeavour to place your child into the catchment or nearest school where you may then be eligible.

My child qualifies for free school transport. What level of provision can I expect?

Existing transport networks already provide buses or cars from near most homes. The pick-up point will be within a reasonable distance of the home. Door to door transport is not normally provided.

Where can I get further information from?

For any further information about transport please contact:

Customer Service Centre

Shropshire Council, Shirehall, Abbey
Foregate, Shrewsbury SY2 6ND

Or Tel: **0345 6789008**

Website: www.shropshire.gov.uk/school-transport

●●●● General

Free School Meals

Free school meals are available to pupils in receipt of, or whose parents/carers are in receipt of, one or more of the qualifying benefits. For more details, please visit the website, [Free school meals | Shropshire Council](#)

Even if you don't want your children to have the meals, claiming for them helps your school and your child. If you register for free school meals and meet the qualifying criteria, your child's school will be entitled to a pupil premium of £1,515 for primary and £1,075 for secondary. The Pupil Premium provides additional funding on top of the main funding a school receives. It is targeted at pupils from disadvantaged backgrounds to ensure they benefit from the same opportunities as pupils from less deprived families.

To apply for Free School Meals please visit the website, [Apply for free school meals | Shropshire Council](#)

Universal Infant Free School Meals, for Reception, Year 1 and Year 2 children

Since September 2014, infant aged children (Reception, Year 1 and Year 2) are automatically entitled to have a free school meal, through what is called Universal Infant Free School Meals (UIFSM). You don't have to apply for universal infant free school meals, however in order for your child's school to recognise who is eligible for universal meals and who qualifies for government free school meals for funding purposes, we encourage all parents/carers who meet the eligibility criteria for government free school meals to apply.

For every pupil registered with the council as eligible due to qualifying benefits, the school will receive Pupil Premium to help raise

achievement levels. Each school will decide how to spend the funding and are required to publish details of what they have spent it on and the impact it has had. So that schools (and pupils) can continue to benefit from this extra funding it is important that parents/carers who do receive the qualifying incomes continue to register their claim with the council.

Contact details

If you would like details of the Local Authority's policy on charging, please contact us on

0345 678 9008.

Independent Schools

The Local Authority does not pay towards the cost of education at independent schools except for a handful of independent special schools where severe special needs cannot be catered for in a mainstream or maintained special school. We consider that the facilities available in our schools meet the needs of all children. Shropshire Council receives no funding for pupils who are not in our maintained schools that can be transferred to the independent sector or handed over to parents to help them pay the fees or any transport costs they incur.



●●●● Out-of-County Schools

If you wish to make a preference into a school maintained by a local authority school outside Shropshire, you should contact the relevant Local Authority. However, if you live within Shropshire, you should include your applications to out-of-county schools on a Shropshire application form and we will pass them on. Addresses and telephone numbers of neighbouring authorities are:

Chester and Cheshire West

School Admissions Team
Ground Floor
Wyvern House
Winsford
Cheshire CW7 1AH
Tel: 0300 123 7039
Email:
AdmissionsCWAC@cheshirewest.gov.uk

Cheshire East

School Admissions Service
Floor 1, c/o Delamere House,
Delamere Street
Crewe
CW1 2LL
Telephone: 0300 123 5012
Email: admissions@cheshireeast.gov.uk

Dudley

School Admissions Service
Cable Plaza, Waterfront West, Brierley
Hill, DY5 1LW
Telephone: 0300 555 2345
Email: admissions.cs@dudley.gov.uk

Herefordshire

School Admissions Team
Plough Lane Offices, Plough Lane,
Hereford HR4 0LE
Telephone: 01432 260926 / 261574 /
260925
Email:
schooladmissions@herefordshire.gov.uk

Powys

School Admissions Team
Schools Service
County Hall, Spa Road East,
Powys, Llandrindod Wells LD1 5LG
Telephone: 01597 826477
Email:
admissions@powys.gov.uk

Staffordshire

School Admissions &
Transport Service, Staffordshire County
Council, 1 Staffordshire Place, Stafford
ST16 2LP
Telephone: 0300 111 8007
Email: admissions@staffordshire.gov.uk

Telford & Wrekin

School Admissions Team, Education &
Skills, 6th Floor Darby House, Wing A
Lawn Central, Telford TF3 4JA
Telephone: 01952 381072
Email: admissions@telford.gov.uk

Wolverhampton

School Admissions & Appeals Team
City of Wolverhampton Council,
Civic Centre, St Peter's Square
Wolverhampton
WV1 1RL
Telephone: 01902 551122
Email:
school.admissions@wolverhampton.gov.uk

Worcestershire

School Admissions
Worcestershire County Council
County Hall, Spetchley Road
Worcester, WR5 2YA
Telephone: 01905 822700
Email:
schooladmissions@worcestershire.gov.uk

Wrexham

Admissions Team, Education Department,
Crown Buildings, 31 Chester Street,
Wrexham, LL13 8BG
Telephone: 01978 298991
Email: admissions@wrexham.gov.uk

●●●● Leave of Absence

In England, the rules regarding taking children out of school during term time for family holidays are as follows:

Parents cannot authorise absences; only schools can do this. Headteachers have discretion to grant leave during school term time, but this is not an automatic entitlement.

The law governing such leave of absences was tightened up from September 2013. Under current regulations, headteachers may not grant leave of absence during term time unless there are **exceptional circumstances**. An application for leave of absence should be made in advance by a parent the pupil normally lives with, and the school must be satisfied that there are exceptional circumstances justifying the leave. A Family Holiday is not deemed such a circumstance.

From **August 2024**, the fine for school absences across the country issued to each parent, per child will be **£80 if paid within 21 days**, or **£160 if paid within 28 days**. This rate is in line with inflation and is the first increase since 2012. Fines per parent will be capped to two fines within any three-year period.

Leave of absence during term time is not an automatic right and parents should not expect their child's school to authorise such leave. Taking your child out of school during term time means that both education and other school activities may be affected.

The law states that: **"The parent of every child of statutory school age is compelled by law to ensure such a child attends school unless there is a reasonable excuse for non-attendance. Failure to do so may result in legal action being taken against you"**. (You are further reminded that family holidays during term time are not deemed as a reasonable excuse).

The **notice** which outlines what will happen if your child is taken out of school without permission being granted by the headteacher in advance is detailed:

If this requested period of absence has not been authorised, details will be passed to Shropshire Council's Education Access Service.

The Council may, in the following circumstances, issue a Fixed Penalty Notice, or take court action in respect of non-school attendance for this and any future unauthorised absence.

Parents have not sought permission from the headteacher before taking their child out of school for a holiday in term time.

The headteacher has refused the request but the absence occurs anyway; or

A pupil has not returned to school by the agreed date with no satisfactory explanation.

Whilst applying for a school place you are also agreeing to the acceptance of the rules regards leave of absence in term and the receipt of this warning which will be placed on your child's record with the Education Access Service.

●●●● School Term and Holidays 2025/26

Please be aware that academies may set their own term dates and there can be variations between schools. We would recommend that you contact your child's school directly to confirm the school's term and holiday dates.

Autumn Term 2025

Main Term Tuesday 2 September - Friday 19 December (inclusive)

Half Term Monday 27 October - Friday 31 October (inclusive)

Professional Development Days 1 September 2025 (PD)

Spring Term 2026

Main Term Tuesday 6 January - Friday 27 March (inclusive)

Half Term Monday 16 February - Friday 20 February (inclusive)

Professional Development Days and Bank Holidays 5 January 2026 (PD)

Summer Term 2026

Main Term Monday 13 April - Friday 17 July

Half Term Monday 25 May - Friday 29 May (inclusive)

Professional Development Days and Bank Holidays

Monday 4 May (BH) 20 July 2026 (PD)



Admissions Team

C/O Learning and Skills
The Guildhall, Frankwell Quay,
Shrewsbury SY3 8HQ

Details in this booklet are correct at the time of publication but may be changed subsequently as a result of new legislation, by direction from the Schools Adjudicator or as a result of School Re-organisation.

**“Working in Partnership to Support Learning for All
Throughout Life”**



If you can read this but know someone who can't, please contact us on
0345 678 9008 so we can provide this information in a more suitable format